


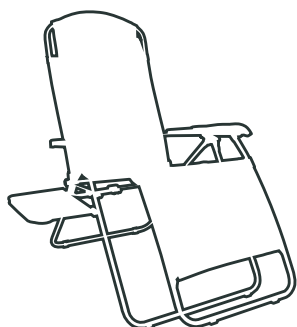


QUEST

leisure products

Welcome
to the great outdoors



2021 Home & Garden

• Naples Pro • Ragley Pro • Bordeaux Pro • Autograph • Kew • Lakeland • Westfield Outdoors • JetStream • Children's • SuperLite • SpeedFit • Fleetwood • Accessories • Quest Kills • Tableware • Kitchen Wares •



Index

Help to find what you want

Introduction

Index	2
Terms and Conditions	3

Naples Pro

Details	4
Lounge	5
Recline	5
Rest	5
Comfort	5
Relax	5
Bench	5
Swing	5

Ragley Pro

Details	6
Lounge	7
Recline	7
Comfort	7
Rest	7
Relax	7

Bordeaux Pro

Details	8
Lounge	9
Relax	9
Easy	9
Rest	9

Autograph

Details	10
Cleveland	11
Surrey	11
Cumbria	11
Dorset	11
Kent	11
Devon	11

Hampton

Details	12
Relax	13
Recline	13
Lounge	13

Lakeland

Details	14
Festival	15
Concert	15
Grassmere	15
Ambleside	15

Westfield

Avantgarde Details	16
Noblesse	17
Advancer	17
Advancer XL	17
Advancer Compact	17
Aeronaught	17
Focus	17
Valencia Details	18
Voyager	19
Voyager XL	19
ErgoLounger	19

Children's

Details	20
Character & Pack Away	21
Unicorn	22
Dinosaur	23

JetStream

Details	24
Scafell	25
Grassmoor	25
Helvellyn	25

Skiddaw	25
Fairfield	25
SuperLite	
Details	26
Stow	27
Shipston	27
Burford	27
Witney	27

SpeedFit

Details	28
Evesham	29
Brean	29
Cleeve	29
Cheltenham	29

Fleetwood

Details	30
Master	31
Slatted	31
Tall	31
Low	31

Furniture Sets

Versailles	32
------------	----

Accessories

Eskdale Picnic	33
Coniston Ice Bag	33
Gosforth Picnic	33
Eco-grill	33
Eco-candle	33
Furniture Bag	34
Table Clips	34
Stick Table	34
Atlas	34

LED Lanterns	34
Clamp on Sun Shade	35
Parasols	35
Parasol Bases	35
Clipper Gas	36
Clipper Gas Lighters	36
Butane Gas Cartridges	36
Wash Brushes	36

Quest Kills

Fly swats	37
Bug Stop	37
Lantern & Insect Killer	37
Racquet killer	37
Mains Insect Killer	37

KitchenWares

Speedy Peeler	38
Roto Pizza Cutter	38
Discovery Can Opener	38
Brava Grater	38
Mr Soon	38
Cavi Corkscrew	39
Bazar Scissors	39
Pepe Universal Mill	39
Fritton Splatter Screen	39
Lindo Brush	39
Jolly Bottle Opener	39

Tableware

Travel Mugs	40
Everlasting Drinkware	40
Elegance Drinkware	41

Terms and Conditions

Details on our standard terms and conditions

Carriage

Orders in excess of the amount listed below will be carriage free. All orders under this amount will attract a carriage surcharge. Any area's not covered by the list below will be arranged individually.

- Mainland UK : £250.00
- Northern Ireland : £500.00*
- EIRE : £500.00*
- Channel Islands : £500.00*
- Isle of Man: £500.00*
- Scottish Highlands: £500.00
- Mainland Europe: £1,000.00*

*Carriage to Northern Ireland, EIRE, Channel Islands, Isle of Man and Mainland Europe may incur an additional freight cost based on the order value and the freight charges at the time of order.

Brexit Amendments

Due to issues, delays and additional paperwork for any orders to Mainland Europe, EIRE and Northern Ireland, there could be additional costs or requirements for carriage to these areas. This is a developing requirement, and the terms and conditions will be updated as the situation changes.

Receiving Goods

Please ensure that you and your staff sign the carrier's consignment notes for the correct number of boxes (or products) actually received. Any discrepancies must be notified of immediately. There can be no claim for shortage of boxes (or products) signed for.

Settlement Terms

All accounts are due for settlement 30 days from the date of invoice, unless other trading terms have been agreed by both parties.

Freight on Board (FOB) Terms.

All FOB orders will be subject to a 30% deposit on confirmation of the order and 70% settlement on shipment (from country of origin) of the order, unless other trading terms have been agreed by both parties.

Overdue Accounts

Any accounts that have not be paid in full by the settlement day will be considered overdue, unless previously agreed upon by Quest Leisure and the retailer. An interest charge of 2% per calendar month will be applied to all overdue accounts. Legal fees and expenses of recovery will be recharged to the customers.

Returns

Carriage charges for goods returned to us via your own carrier are non-redeemable without prior authorization. Goods returned should be notified under separate cover stating invoice number and reason for return.

NOTE: Only complete items in new condition will be replaced or credited to your account and no cheque or cash refunds will be issued.

Product Descriptions, Size and Weights

All product descriptions, sizes and weights are approximate and for guidance only. We reserve the right to amend or rectify and of these details without prior notice.

Prices

All prices are subject to alteration without prior notice.

Retention of Title.

The property on all items sold by the company shall remain with the company until such sums at any time owing to the company under this or any other contract have been paid in full. The company reserves the right to repossess the items at any time and from any person, firm or company and from any place until such sums due to the company have been paid in full.

Quotations.

All quotations are valid for 28 days from the date of the quotation.



RANGE FEATURES

The Quest Elite® Naples Pro range is all about lightweight performance.

They use the high performance materials, with a premium lightweight frame to give you an extremely comfortable chair, high on style and very lightweight. The use of the all weather fabric and aluminium frames also gives you excellent performance in any weather. The lounge bed also features the padded version of the QTex 2D mesh fabric.

QTex 2D mesh Fabric

This is a premium stretch fabric which combines great levels of cushioned comfort with long lasting durability and great weather resistance allowing it to be used in any weather. First comes the comfort. The base fabric is cushioned so it is softer and more comfortable than its rivals. On top of this cushioned comfort the material is breathable thanks to its porous nature. This means that it is also more comfortable on hot days as your skin can breathe when sitting on it allowing you to stay cooler. The stretch in the fabric also means that you get extra comfort from the give in the fabric. Next the fabric is very durable. It is naturally hard wearing giving it a long lasting lifespan. The stretch nature of the material means that it bounces back after use and will stay taught for longer than its cheaper rivals. It is U.V. resistant so offers great resistance to the suns rays, which also helps it last longer as it takes longer for the suns rays to damage the fabric. The fabric is also quick dry thanks to its porous nature and the water repellent outer coating of the fabric. When it rains the majority of water runs through the material which means you are only left with a small amount on the fabric which dries quickly. This gives the material excellent weather resistance and means it can be used in any weather.

Exclusive Slide Out Side Table

All items in this range (except the swing) have the exclusive Quest Elite slide out side table. This is an exclusive side table that is simply slide out from underneath the seat of the chair and locks in place. This gives you the perfect side table at the perfect height. When you don't want the table you can simply slide it away so it doesn't get in the way.

Premium Aluminium Frame

This is a premium aluminium (the recline uses a hybrid steel and aluminium) frame. First the base material is a premium grade aluminium, selected for its light weight, durability and weather resistance, giving you the best of both worlds, both low weight and great weather resistance. The frame is made even better thanks to its premium electro-plated coating. This means it gets an extremely high quality coating, which is more even than its powder coated rivals, more durable and will help keep the frame looking new for longer.



Scan me to
find out
more

Or follow the link below

<http://www.questleisure.com/lz/fu>



F1326



F1327

Quest Elite® Naples Pro Range

Details of the individual products in the range

F1324 : The Lounge : The perfect sun lounger, day bed or even a deluxe camp bed. Higher than standard loungers making them more comfortable and easier to get in and out of. The Lounge uses the padded version of the QTex 2D mesh fabric giving you even greater levels of comfort. With the added levels of comfort and its ease of use, this is stand out lounger or bed.

F1321 : The Recline : The smallest packed sized chair in the range. Small and lightweight, but still with a high back, padded cushion and ergonomic back giving great levels of comfort with a low entry price. This chair can be used on its own to eat at a table or simply relax. Add the optional leg rest and it can be turned into a full lounger.

F1322 : The Comfort : This is the perfect blend of the full relaxer and recline chair in one. Added levels of comfort thanks to the elastics and chair design, but the same practicality of an upright chair you can eat at the table with. The optional leg rest can be used with this chair as well to give you a great lounger as well.

F1323XL : The Relax : This is simply the most comfortable chair in the range. Its a zero gravity relaxer giving you amazing levels of comfort whenever you need it. It has also been made XL wide giving a larger and more comfortable seating area.

F1325 : The Rest : Simple but effective. The rest is used with both the recline and comfort chairs to turn them from just a chair to a relaxer or lounger. Extremely lightweight and folds away when not in use.

F1327 : The Bench : A folding bench gives you two seats that can be folded away in seconds for easy storage. The bench folds flat allowing it to be stored away in a small space when not in use. When folded out you get two full size seats, each with its own slide out side table.

F1326 : The Swing : An excellent addition to any outdoor space. The swing gives you three extremely comfortable seats, styled to match the Naples Pro range. The Sun Canopy protects you from the U.V. rays as you sit back and swing in comfort. Removable cushions allow for easier maintenance and cleaning.

F1324

F1321

F1322

F1323XL

F1325





RANGE FEATURES

The Quest Elite® Ragley Pro range is all about style and durability.

They use the high performance materials, with a premium electro plated steel frame to give you an extremely comfortable chair, high on style with added durability.

QTex 2D mesh Fabric

This is a premium stretch fabric which combines great levels of cushioned comfort with long lasting durability and great weather resistance allowing it to be used in any weather. First comes the comfort. The base fabric is cushioned so it is softer and more comfortable than its rivals. On top of this cushioned comfort the material is breathable thanks to its porous nature. This means that it is also more comfortable on hot days as your skin can breathe when sitting on it allowing you to stay cooler. The stretch in the fabric also means that you get extra comfort from the give in the fabric.

Next the fabric is very durable. It is naturally hard wearing giving it a long lasting lifespan. The stretch nature of the material means that it bounces back after use and will stay taught for longer than its cheaper rivals. It is U.V. resistant so offers great resistance to the sun's rays, which also helps it last longer as it takes longer for the sun's rays to damage the fabric.

The fabric is also quick dry thanks to its porous nature and the water repellent outer coating of the fabric. When it rains the majority of water runs through the material which means you are only left with a small amount on the fabric which dries quickly. This gives the material excellent weather resistance and means it can be used in any weather.

Exclusive Slide Out Side Table

All items in this range have the exclusive Quest Elite slide out side table. This is an exclusive side table that is simply slide out from underneath the seat of the chair and locks in place. This gives you the perfect side table at the perfect height. When you don't want the table you can simply slide it away so it doesn't get in the way.

Premium Steel Frame

This is a premium steel (the recline uses a hybrid steel and aluminium) frame. First the base material is a very high quality steel which is used for its strength. Due to its quality and strength the thickness of the frame has been lowered to bring the weight down without having to sacrifice strength and durability. The frame is then made even better, thanks to its premium electro-plated coating. This means it gets an extremely high quality coating, which is more even than its powder coated rivals, more durable and will help keep the frame looking new for longer.



Scan me to
find out
more

Or follow the link below

<http://www.questleisure.com/lz/fu>



F1302

F1305

Quest Elite® Ragley Pro Range

Details of the individual products in the range

F1304 : The Lounge : The perfect sun lounger, day bed or even a deluxe camp bed. Higher than standard loungers making them more comfortable and easier to get on and off. With the added levels of comfort and its ease of use, this is stand out lounger or bed.

F1301 : The Recline : The smallest packed sized chair in the range. Small and lightweight, but still with a high back, padded cushion and ergonomic back giving great levels of comfort with a low entry price. This chair can be used on its own to eat at a table or simply relax. Add the optional leg rest and it can be turned into a full lounger.

F1302 : The Comfort : A larger version of the recline with added levels of comfort thanks to its elasticated seat. The optional leg rest can be used with this chair as well to give you a great lounger as well..

F1303 : The Relax : This is simply the most comfortable chair in the range. Its a zero gravity relaxer giving you amazing levels of comfort whenever you need it.

F1305 : The Rest : Simple but effective. The rest is used with both the recline and comfort chairs to turn them from just a chair to a relaxer or lounger. Extremely lightweight and folds away when not in use.

F1304

F1301

F1302

F1303

F1305





RANGE FEATURES

The Quest Elite® Bordeaux Pro range is all about comfort and style.

They use the high performance materials, with a premium padding giving you maximum comfort. This is combined with a stunning style to give you a range that performs as good as it looks.

QTex Padded 2D mesh Fabric

This is a premium stretch fabric with added levels of comfort. It combines great levels of cushioned comfort with extra padding for extra comfort along with lasting durability and great weather resistance allowing it to last longer than its rivals. First comes the amazing level of comfort. The base fabric is cushioned so it is softer and more comfortable than its rivals. On top of this cushioned comfort the material is breathable thanks to its porous nature. This means that it is also more comfortable on hot days as your skin can breathe when sitting on it allowing you to stay cooler. The stretch in the fabric also means that you get extra comfort from the give in the fabric. On top of all this comfort the fabric is also padded which gives you even greater levels of comfort. These chairs really are made for comfort.

Next the fabric is very durable. It is naturally hard wearing giving it a long lasting lifespan. The stretch nature of the material means that it bounces back after use and will stay taught for longer than its cheaper rivals. It is U.V. resistant so offers great resistance to the sun's rays, which also helps it last longer as it takes longer for the sun's rays to damage the fabric. The fabric is also quick dry thanks to its porous nature and the water repellent outer coating of the fabric. This gives the material excellent weather resistance helping the chair to last longer.

Exclusive Slide Out Side Table

All items in this range have the exclusive Quest Elite slide out side table. This is an exclusive side table that is simply slide out from underneath the seat of the chair and locks in place. This gives you the perfect side table at the perfect height. When you don't want the table you can simply slide it away so it doesn't get in the way.

Premium Aluminium Frame

This is a premium aluminium frame. First the base material is a premium grade aluminium, selected for its light weight, durability and weather resistance, giving you the best of both worlds, both low weight and great weather resistance. The frame is made even better thanks to its premium electro-plated coating. This means it gets an extremely high quality coating, which is more even than its powder coated rivals, more durable and will help keep the frame looking new for longer.



Scan me to
find out
more

Or follow the link below

<http://www.questleisure.com/lz/fu>



F1348

New for
2021

FIRE
Retardant

Quest Elite® Bordeaux Pro Range

Details of the individual products in the range

F1342 : The Easy : Great levels of comfort with added practicality. This chair can be used on its own to eat at a table or simply relax. Add the optional leg rest and it can be turned into a full lounger.

F1343XL : The Relax : This is simply the most comfortable chair in the range. Its a zero gravity relaxer giving you amazing levels of comfort whenever you need it. It has also been made XL wide giving a larger and more comfortable seating area.

F1344 : The Lounge : The perfect sun lounger, day bed or even a deluxe camp bed. Higher than standard loungers making them more comfortable and easier to get in and out off. With the added levels of comfort and its ease of use, this is stand out lounger or bed.

F1345 : The Rest : Simple but effective. The rest is used with the easy chair to turn them from just a chair to a relaxer or lounger. Extremely lightweight and folds away when not in use.

F1348 : The Double Snug : Extremely comfortable and space for two. The double snug takes the comfort of the padded QTex 2D mesh fabric and combines it with a sofa style chair for two. It features pockets on the sides as well, the perfect place for phones, remotes and more. It also packs down small and into its own carry bag to make storage and travel easy.

F1344



F1343XL



F1342



F1345



RANGE FEATURES

The Quest Elite® Autograph range is a premium range of pack away furniture.

They use the premium materials to give maximum comfort alongside pack and fold away frames to make the pack size smaller. They are the perfect solution for those after small pack sizes but do not want to compromise on comfort.

QTex Weave Fabric

This is a premium hard wearing fabric which comes in different levels of padding and comfort. The material is extremely durable and easy to clean helping it last longer. The base material is a very high quality 600D polyester, but it has a modern PU coating which gives it extra durability and protection from the sun's rays without lowering the comfort levels of the soft fabric. This coating helps the chair to look better and last longer than its cheaper rivals. The fabric also has three levels of padding, Quilted which is the thinnest of the padding and helps keep the pack size and weight down. Then padded, which gives added comfort and finally extreme padded which gives the absolute maximum of comfort available.

Pack Away Frames and Carry Bags

Every chair in this range (except the Surrey) has a pack away frame to make the pack size smaller. These frames simply collapse and fold into a small pack size making them easier to carry and store away when not in use. The Surrey (the directors chair) simply folds flat allowing it to be carried and stored easily when not in use. They all (except the Surrey) also come complete with their own colour coded carry bag which makes them even easier to store away but also offers extra protection for your chair helping them to last even longer.

Premium Aluminium and Steel Frames

All items in this range have the same premium, pack away frames. They are a mixture of aluminium and steel, but all feature the premium electro plated coating which gives added durability and protection against the weather helping them last longer. All the frames pack away to allow for smaller pack sizes, which makes them easier to store away.



Scan me to
find out
more

Or follow the link below

<http://www.questleisure.com/lz/fu>



F3030B



Quest Elite® Autograph Range

Details of the individual products in the range

F3030B : The Cleveland : This is all about comfort. The extreme padded fabric gives maximum comfort and the size and shape of the chair gives you that armchair comfort in a pack away format. Finished with its own carry bag. Perfect for those after the highest levels of comfort available.

F3027B : The Surrey : A classic directors chair with an excellent fold out side table. Quilted for the perfect balance of comfort, weight and pack size.

F3020B : The Cumbria : A pack away recliner. This has a reclining back for added comfort, but folds away into its own carry bag for a smaller pack size.

F3021B : The Dorset : A larger version of the classic camping chair. Made larger for added comfort and uses the quilted fabric for a perfect balance of comfort, weight and pack size. Finished with its own carry bag.

F3025B : The Kent : The extreme padded version of QTex weave fabric gives this chair more comfort. It wraps around you when you sit in it giving extra warmth and comfort. It packs down to a very small size making it perfect when space is at a premium, but you still want the added levels of comfort.

F30209B : The Devon : The perfect stool and foot rest in one. It is a full strength stool that packs away into its own carry case. It can also be used as a foot stool for any of the Autograph range.

F3032 : The Somerset : A unique fold-out quick bed, the Somerset comes in an amazingly small pack size and folds out and zips into place in seconds. Featuring the same premium quality fabric and colour way as the rest of the Autograph range it fits in perfectly and is great to use camping, caravanning or even at home when you need an extra bed in a hurry.



F3027B

F3020B

F3021B

F3025B

F3032

F30209B

**New for
2021**



RANGE FEATURES

The Quest Hampton range is a high quality range of textilene furniture.

The hampton range combines the weatherproof nature of textilene and lightweight with a modern and striking design to give you a highly durable range of furniture excellent for use in all weather.

2 Tone Textilene

Textilene is an all weather fabric. It can be used in wet or dry and dries extremely quickly. It is also highly durable which helps it last longer. The fabric is also breathable giving added comfort when the weather is hot. This textilene is a cut above your standard textilene due to its high end two tone finish. This two tone finish gives you a far better look to the textilene and helps elevate the range from its rivals.

Coated Frame

The steel frames on the Hampton range are strong ensuring they are up to the job, but still lightweight thanks to their thinner design. This mix of design and strength gives that extra touch of class, whilst keeping the weight down and keeping the underlying strength of the natural material. The frame is also powder coated in a flat black which helps complement the two tone finish of the fabric giving the range its modern, striking design.

Extra Comfort

The relax and lounge also feature black elastics to give added comfort to the range and the black colour helps match the frame and keeps that striking design throughout. All the items feature removable padded head rests which allow you to remove them if the chairs are left out, but also increase comfort when used.



Scan me to
find out
more

Or follow the link below

<http://www.questleisure.com/lz/fu>



F2024

Quest Hampton Range

Details of the individual products in the range

F2024 : The Relax : The Hampton relax is the classic textilene zero gravity relaxer. It can be locked in any position to give you the perfect position every time and features the excellent Hampton two-tone textilene which elevates this above the cheaper textilene furniture.

F2025 : The Lounge : This lounge folds away to a small size and features full length elastics down both sides to give added comfort. It can be used completely flat, which allows it to be used as a bed or lounge, giving you extra options.

F2026 : The Recline : The recline is your standard, fold flat reclining chair, elevated to the Hampton level. First it uses the same excellent two-tone textilene which improves the look of the fabric by giving the textilene a deeper more professional tool. The textilene is an all weather, extremely durable material giving it great performance. The chair reclines allowing for added comfort and is completed with a build in head rest for that finishing touch.



F2025



F2026



RANGE FEATURES

The Quest Lakeland range is all about lightweight, pack size and added features. They are a high quality range of pack away furniture that have unique and added features to give you great value, lightweight, small pack size and great usability.

QTex Weave Fabric

This is a premium hard wearing fabric which comes in different levels of padding and comfort. The material is extremely durable and easy to clean helping it last longer. The base material is a very high quality 600D polyester, but it has a modern PU coating which gives it extra durability and protection from the sun's rays without lowering the comfort levels of the soft fabric. This coating helps the chair to look better and last longer than its cheaper rivals. The fabric also has three levels of padding, Quilted which is the thinnest of the padding and helps keep the pack size and weight down. Then padded, which gives added comfort and finally extreme padded which gives the absolute maximum of comfort available.

Added Features

This range has many added features you do not see on other chairs. Like the tilted back on the Grassmere giving added comfort, or the included clip on/off leg rest on the Ambleside relaxer giving the Lakeland range a unique feel, style and feature list simply not found on its rivals.

Pack Away Frames and Carry Bags

Every chair in this range has a pack away frame to make the pack size smaller. These frames simply collapse and fold into a small pack size making them easier to carry and store away when not in use. They all also come complete with their own colour coded carry bag which makes them even easier to store away but also offers extra protection for your chair helping them to last even longer.




Scan me to
find out
more

Or follow the link below

<http://www.questleisure.com/lz/fu>



F2071



Quest Lakeside Range

Details of the individual products in the range

F2051 : The Festival : The classic quick and easy pack away chair. Adjustable arms and a cup holder give it added features whilst keeping its great value, extremely light weight and small pack size.

F2050 : The Concert : The larger camping chair with added comfort, adjustable arms and cup holder. A big step up from its smaller sibling the Festival, but still great value.

F2072 : The Grassmere : This is a unique swivel back chair that gives you a great camping style chair with an added swivel back feature that gives you added comfort by automatically resting in the most comfortable position for your back.

F2071 : The Ambleside : This is a relaxer chair. It has two positions (upright and reclined) along with its clip on and off foot rest to give you a relaxer that packs away into its own carry bag.

F2051



F2050



F2072



F2071



Westfield®
OUTDOORS

Avantgarde and Performance **RANGE FEATURES**

The Westfield Outdoors® range represents the very best furniture available today.

They combine the very best materials and manufacturing processes together to create the perfect folding furniture. Backed with the very best 5 year warranty available they will out perform all of their rivals.

DuraDore 3D mesh Fabric

The Avantgarde and Performance ranges from Westfield Outdoors have a unique fabric called DuraDore 3D mesh. This is simply the most advanced and performant fabric available today. It is a padded fabric that is made for the outdoors. Firstly it is a stretch material that is more durable than other materials so will last longer and perform better. The stretch nature of the fabric also means that it is more comfortable than non-stretch fabric and will last longer as it will give when used and bounce back when not used. It is better against UV damage thanks to its natural structure and the advanced UV coating. The other unique feature about it is that it has a porous fibreglass pad, rather than a standard foam one. This means that the base fabric, plus the underlying padding is porous it allows moisture through rather than soaking it up. This in turn means that even if the chair is left out in the rain it will dry within 5 minutes. The porous nature also means that it is breathable making it much more comfortable on hot days as well, so this is the very best padded fabric available, built for any weather.

DuraLight Frames

DuraLight is another unique material for Westfield Outdoors. It is a magnesium and aluminium alloy which is lighter and stronger than aluminium. This makes it the best frame available as it is lighter and stronger than its rivals. The alloy is also weather proof so will last longer. The incredible light weight nature of the frame allows the Avantgarde Noblesse chair to be the lightest, fully padded chair on the market, whilst the Advancer XL is the strongest (with its 200kg max load).

Class Leading - European Wide Warranty

Every chair in the Westfield range comes with a class leading 5 year warranty. The very best available. It gives you the very best cover possible, for the very best furniture possible. This is not only a class leading warranty, but also a European wide warranty, giving you extra cover and support when abroad.

If you are abroad in the European Union and you have an issue with your Westfield product, your issue will be looked at in the country you are located in. Unlike their rivals you do not have to wait to get home before getting support, Westfield will look into your issue in the country you are in and attempt to resolve it there and then, allowing you to continue enjoying your break, whilst the issue with your Westfield product is resolved.



Scan me to
find out
more

Or follow the link below

<http://www.questleisure.com/lz/fu>

For a full list and details visit
www.questleisure.com



F0067SL

New for
2021

5 Year
Warranty

Best in Class

Westfield Outdoors® Avantgarde and Performance Ranges

Details of the individual products in the range

F0065SL. The Noblesse SilverLine : This is simply the lightest and thinnest pack size, high back chair available. It is so light anyone can easily pick it up.

F0069SL. The Oblige SilverLine : Add a leg rest to the noblesse chair turning it from chair, to chair, lounge or relaxer. It goes further than other leg rests by having 4 adjustable legs to give the very best position every time. Extremely lightweight and folds away.

F0067SL. The Aeronaut Relaxer SilverLine : This is all about comfort. It is a zero-gravity, step-less relaxer which allows you to relax at any angle, but it also has a unique frame and seat design allowing the fabric to form a wider and more comfortable seat than other relaxers.

F0051BL : The Advancer XL : This chair is all about strength. With its class leading 200KG maximum load it is simply the strongest available.



F0051BL



F0069SL

F0065SL

New for
2021

Westfield®
OUTDOORS

Valencia

RANGE FEATURES

The Westfield Outdoors® range represents the very best furniture available today.

They combine the very best materials and manufacturing processes together to create the perfect folding furniture. Backed with the very best 5 year warranty available they will out perform all of their rivals.

DuraDore 2D Mesh Fabric

The Voyager and Ergolounger chairs use the 2D mesh version of the DuraDore fabric. It is the exact same base fabric as the 3D mesh, but contains a standard foam pad rather than the fibreglass one. This gives us the same level of comfort as the 3D mesh, but a lower price point in favour of a slightly lower performance.

Premium Aluminium Frames

The Voyager and Ergolounger chairs use a premium grade aluminium to give the best possible balance between weight and strength. These frames outclass all others with the exception of the exclusive Westfield DuraLight frames.. Simply the best aluminium frames currently available.

Class Leading - European Wide Warranty

Every chair in the Westfield range comes with a class leading 5 year warranty. The very best available. It gives you the very best cover possible, for the very best furniture possible. This is not only a class leading warranty, but also a European wide warranty, giving you extra cover and support when abroad.

If you are abroad in the European Union and you have an issue with your Westfield product, your issue will be looked at in the country you are located in. Unlike their rivals you do not have to wait to get home before getting support, Westfield will look into your issue in the country you are in and attempt to resolve it there and then, allowing you to continue enjoying your break, whilst the issue with your Westfield product is resolved.



Scan me to
find out
more

Or follow the link below

<http://www.questleisure.com/lz/fu>

For a full list and details visit
www.questleisure.com



F0064LGS



Westfield Outdoors® Valencia Range

Details of the individual products in the range

F0061(LBS/LGS) : The Voyager : An excellent recliner chair with extremely high performance but a lower entry price. It will outlast all rivals and is only beaten by Westfield's own Performance and Avantgarde ranges. Available in light blue smoke and light green smoke.

F0064(LBS/LGS) : ErgoLounger : This relaxer just looks stunning. Available in light blue smoke and light green smoke, it is a zero-gravity, step-less relaxer which allows you to relax at any angle, but it also has a unique frame and seat design allowing the fabric to form a wider and more comfortable seat than other relaxers.



F0064LBS



F0061LBS



F0061LGS



RANGE FEATURES

The Children's range is all about fun, lightweight, easy to clean and added safety.

The children's range is a fun and easy to use furniture range. They are all lightweight folding chairs so children can carry them, themselves, making them feel more like their own.

Easy Clean Fabric

The fabric used in the children's range feature a coating which not only helps protect the fabric from U.V. rays but also makes them easier to clean, and maintain.

Safety Features

All of the chairs feature safety locks to ensure the chairs are locked in position and do not close when not wanted and help ensure no trapped fingers caused by chairs folding away when picked up etc.

Light Weight

Every chair in this range is light weight. They are so light weight they can be picked up by children. The items pack down as well to small sizes and come with their own carry bags (except the moon chairs), which makes them even easier to carry. So much so we have found that children like to carry them themselves as it adds to the feeling that they really are their chairs and not somebody else's that they just use.

Pack Away and Carry Bags

Every chair in this range (except the moon chairs) has a pack away frame to make the pack size smaller. These frames simply collapse and fold into a small pack size making them easier to carry and store away when not in use.. They all also come complete with their own colour coded carry bag which makes them even easier to store away but also offers extra protection for your chair helping them to last even longer. The moon chairs fold flat making them easy to carry and easy to store away when not in use.



Scan me to
find out
more

Or follow the link below

<http://www.questleisure.com/lz/fu>



5203

Quest Childrens Range

Details of the individual products in the range

5203M : The Monkey Character chair : The monkey character chair has a shaped pack away chair. It has a cup holder built into the arm and comes with its own colour coded carry bag.

520TM : The Tiger Character chair : The tiger character chair has a shaped pack away chair. It has a cup holder built into the arm and comes with its own colour coded carry bag.

5203T : The Dinosaur pack away chair : The Dinosaur pack away chair features a bold dinosaur print with matching footprints and a cup holder in one of the arms. Comes with its own colour coded carry bag .

5203U : The Unicorn Pack Away chair : The Unicorn pack away chair features a bold unicorn print with matching hearts and a cup holder in one of the arms. Comes with its own colour coded carry bag .

5203M



5203T



5203U





SP2035

Quest Childrens Range

Details of the individual products in the range

SP2035 : The Unicorn Moon Chair : The classic moon chair, refreshed and updated for children. Featuring the essential safety lock, padded for comfort and folds away flat when not in use.

SP2025 : The Unicorn Garden Set : Matching the moon chairs, this fun set features two fold flat chairs and a round table and umbrella/sun canopy.



SP2024



SP2037

Quest Childrens Range

Details of the individual products in the range

SP2037 : The Dinosaur Moon Chair : The classic moon chair, refreshed and updated for children. Featuring the essential safety lock, padded for comfort and folds away flat when not in use.

SP2025 : The Dinosaur Garden Set : Matching the moon chairs, this fun set features two fold flat chairs and a round table and umbrella/ sun canopy.



SP2025



RANGE FEATURES

The Quest JetStream range is a high quality range of blow mould furniture.

This range is all about strength, durability and weather resistance. They are all extremely strong and feature the 100% weatherproof solid tops giving you the very best weather resistance possible.

Table Tops and Seats

The table top and seats in the JetStream range are a premium solid resin top. They have a wood effect pattern on them making them look nicer and more interesting than the plain tops. The pattern is light enough not to cause any issues with the stability of items on the tops and finishes the item with a professional and pleasing look. They are also completely weather proof and extremely strong. They are built to last and do so with ease. The solid nature of the tops gives them more strength than their non-solid rivals.

Strong, Weather Resistant Frames

The frames in the JetStream range are a high quality, powder coated steel. They are made from steel to continue the strength of the table tops and seats throughout the product ensuring it is stronger than its rivals. The powder coating on the frame gives the steel its weather resistance and finished the look of the product by complimenting the table top and seats. The weather resistant nature of the coating, coupled with the strength of the steel and the solid nature of the tops ensures these products are built to last.

Pack Sizes

All the items in the JetStream range fold away flat making them easier to store when not in use.

The Grassmoor table and bench set takes that one step further by allowing the folded away benches to sit inside the table making the pack size even smaller.

The Skiddaw and Helvellyn tables also fold in half to form their own carry case and again making the pack size even smaller



Scan me to
find out
more

Or follow the link below

<http://www.questleisure.com/lz/fu>



F0100

Quest JetStream Range

Details of the individual products in the range

F0104 : Grassmoor : A table and bench set that combines the solid build quality and performance into one package that folds away and the benches go inside the table making one small and easy pack.

F0100 : Scafell : A classic chair with unbeatable strength and durability. Folds flat for easy storage.

F0103 : Fairfield : A round table with amazing strength that folds away for a flat pack that easy to store away.

F0102. : Skiddaw : Immensely strong table that folds away but can also be used at two different heights for added usability.

F0101 : Helvellyn : A larger version of the Skiddaw table. It sacrifices the two heights for added size and strength giving you an extremely larger and extremely strong table.



F0104

F0100

F0103

F0100

F0102

F0101



RANGE FEATURES

The Quest SuperLite range is an extremely lightweight range of tables.

This range is all light weight. They are made to be as light as possible making them extremely easy to hold and carry.

Light Weight Frames

The frames are designed to be as light weight as possible. All of the tables (except the Stow) use a light weight powder coated steel frame that gives an excellent balance between weight and strength. The use of steel allows us to get the required strength with a thinner frame to help keep the weight down. The Stow table uses an all aluminium frame which gives it both strength and low weight thanks to its natural properties.

Fold Away and Carry Away

All the items in the range fold away to a flat, small pack size and have carry handles on them to make it extremely easy to carry them around making moving and storing them nice and easy.

Weather Resistance

All the items have a shower proof table top. This helps protect the table top if it is caught in a shower, giving you time to get the table in when it rains. It also helps protect the table top from spills when in use. The Stow table has further weather resistance thanks to its aluminium frame which is naturally weather proof. All the tables also have a powder coating on the frame to not only make the table look great but also add extra weather resistance and protection from the elements.

Style

The table top features a black wood effect finish which elevates the look of the table and gives the top an excellent finish. The frame is also powder coated to compliment the table top which finishes the look of the SuperLite range and gives it a professional, sleek finish.



Scan me to
find out
more

Or follow the link below

<http://www.questleisure.com/lz/fu>



Quest SuperLite Range

Details of the individual products in the range

155102B : Stow : An aluminium frame keeps the weight down, whilst the fact that the table top folds in half makes this an extremely small pack size and extremely easy to carry and move around. The table can also be used at two different heights. Table top size : 120 x 60 cm.

155103B : Shipston : A classic fold away table, quick easy and extremely lightweight. The handle makes it easy to carry and move around. The table top size is 49 x 72 cm.

155104B : Burford : The larger cousin of the Shipston, a classic fold away table, quick easy and extremely lightweight. The handle makes it easy to carry and move around. The table top size is 60 x 80 cm.

155105B : Witney : The low table in the range. The table top folds in half as well making this an extremely small pack size. Table top size : 40 x 60 cm.





RANGE FEATURES

The Quest SpeedFit range is all about ease of use and small pack size.

The SpeedFit range keeps pack sizes and weights down to a minimum and are so easy they only take seconds to get ready.

SpeedFit Frames

This is what makes the SpeedFit the range it is. The frames are all light weight aluminium which ensures all these tables are extremely lightweight. The legs are stored underneath the table tops so the pack sizes are extremely small, the two larger tables fold in half as well further improving the small pack size. The legs simply pop into place, only taking seconds - hence the name SpeedFit ! All the legs have level adjusters on them to allow adjusting the table when not on even ground.

Table Tops

The table tops are finished in a striking modern, flat black look which is complimented by the powder coated legs and finished with the silver edging on the tops.

Easy to Carry, Move and Store

They all pack down to a very small size, which makes them easy to store them away when not in use. They are also extremely lightweight and all have handles to make it easier to carry and move them.

The Cheltenham

Although not strictly a member of the SpeedFit range the Cheltenham picnic set is a fold away picnic set which gives you four seats, plus a large family sized table all in one package. It is a lightweight Aluminium frame throughout helping the weight stay low and packs away into its own carry case.



Scan me to
find out
more

Or follow the link below

<http://www.questleisure.com/lz/fu>



F4845

Quest SpeedFit Range

Details of the individual products in the range

F4843 : Evesham : This is the smallest table in the range with a table top size of 34 x 56cm. The table can be used at two different heights giving added flexibility.

F4845 : Brean : This is the largest of the tables with a table top size of 60 x 90 cm. The table can be used at two different heights and comes with an under table sling to hold magazines, phones and more . It also folds in half to make the pack size smaller.

F4849 : Cleeve : The middle sized table with a table top size of 40 x 80 cm. The table can be used at two different heights and comes with an under table sling to hold magazines, phones and more .It also folds in half to make the pack size smaller.

2719KC : Gloucester : This is not truly a member of the SpeedFit range, but this fold away set is an excellent addition. It is a fully aluminium frame which helps keep the weight down. It has been redesigned to make it more stable than its predecessors and styled to match the rest of the SpeedFit range it looks as good as it performs. Four seats plus a large family sized table that packs away into its own carry case.





RANGE FEATURES

The Quest Fleetwood range is all about value and weather resistance.

The fleetwood range all have weather proof table tops and powder coated or weather proof frames giving excellent weather resistance, all at great value.

Value

Great value is at the heart of the Fleetwood range. They are all amazing value tables. They are designed to be great value by keeping them simple and providing a no frills solution. These tables are perfect for those after a no frills, value table.

Weather Proof Tops

The other main feature of the Fleetwood range is weather resistance. They are built and designed to deliver great weather resistance. Firstly all the table tops are completely weather proof. The master, low and high tables are a one piece moulded plastic top which is 100% weatherproof. This gives protection from the elements as well as protection from spills when the table is in use. The slatted table is a solid plastic resin top which is also 100% weather proof, giving you the same level of protection from the elements and spills when in use.

Weather Resistant Frames

The frame on the slatted table is made from the same 100% weatherproof resin that the top is to ensure that the entire table is weatherproof and protected from the elements. The master, low and high table frames are steel, but given excellent weather resistance thanks to the powder coating applied to them. This powder coating gives protection against the elements as well as blending the frames in with the table tops to give a great finish and look to the tables.

Fold Away

The slatted table folds together in one action. It only takes seconds and folds flat making it extremely easy to carry and store away when not in use. The master, low and high had a folding leg frame that clips to the table top. The table top is unclipped and the legs folded away when not in use to allow it to be packed and put away into a small space when not required.



Scan me to
find out
more

Or follow the link below

<http://www.questleisure.com/lz/fu>



F0020G

Quest Fleetwood Range

Details of the individual products in the range

F0019G : Master : The largest table in the range with a table top size of 60 x 80 cm.. The master has a weatherproof solid plastic top and a powder coated steel frame. The table can be used at two different heights giving you added flexibility when needed.

F0020G : Slatted : The classic folding table. Simple folds out or away in seconds. The entire table is weatherproof including the frame. Quick and easy, it folds flat when not in use making it easy to carry and store.

F0018G : Low : A table top size of 37 x 52cm. and a height of 37cm gives you a small but perfectly formed package. The table is simplicity itself, simply unfold the legs and click the table top onto the legs and you are done.

F0016G : High : The taller version of the low. Same dimensions and features just with a height of 70cm.

F0019G



F0016G



F0018G





Quest Furniture Sets

Details of the individual products in the range

SP2081 : Versailles folding set : This set is ideal for a balcony, or just at home in a garden or patio setting. The high table makes it easier to sit at and use, especially if you are eating from it. The entire set folds away allowing you to move it away and store when not in use. It only takes seconds, so you can even do it if you want that extra space for a different use. The fabric is weather proof textilene, so can be used in any weather and is easy to clean. A modern design with the squared frame the set has a powder coated steel frame and finished with a matt green textilene that finishes the modern look.

Chair Size : 55 x 50 x 84 cm. • Folded : 14 x 50 x 84 cm. • Seat Width : 46 cm • Seat Height: 46 cm • Weight: 6 kg.
Table Size : 60 x 102 x 95 cm. • Folded : 60 x 34 x 95 cm. • Weight: 12.85 kg.

The entire set folds flat and is boxed in a single, easy to store box for retailers.



ACCESSORIES

Accessories to compliment our furniture ranges and more.



K0403 : Gosforth Picnic Set

Complete 4 person picnic set in a rucksack, with Eskdale rug, Has an insulated storage section and bottle holder and waterproof bottom panel. Picnic set consist of 4 x plates, knives, fork, spoons, mugs and napkins plus a bottle opener.



K0400 : Coniston Ice bag

Help keep things cool and fresh. It matches the Eskdale and Gosforth items and features multiple compartments, netted side pockets, fully zipped front pocket and quick and easy access from the top.



SP0007 : Eco-candle

Great ambience, heat and light, and eco-friendly. Only takes seconds to light and burns for hours.



SP0008 : Eco-grill

Great ambience and you can cook on it. Only takes seconds to light and burns for hours.



K0404 : Eskdale Rug

A large, great looking picnic rug with matching items. 150 x 135 cm in size and has 3 layers (durable EPE base, soft padded middle layer, comfortable flannelette top) to give great performance.

ACCESSORIES

Accessories to compliment our furniture ranges and more.



124900 : Furniture Bag

Our oversized furniture bag, big enough for two comfort, recline or easy chairs or easily fit one of the lounge beds or relax chairs.



F2063 : Atlas Carry Cart

The perfect carry cart. Folds away when not in use. Strong enough to carry two small children, or camping accessories, furniture, plants and more.



100029 : Table Clips

A great idea and huge sales year after year cannot be wrong. Great for holding tablecloths to tables and giving colour coded drink holders. Comes in four mixed colours in a display box of 20.



092000 : Stick Table

Just stick it onto the ground, instant table, job done, complete with an anti-slip top which really works these are great little sellers.



E0071 : LED Lantern

An excellent, very bright collapsible lantern. Simply pull up to activate the light and push down to close and turn off. Battery operated and come in three colours, mixed in a display box of 12.

ACCESSORIES

Accessories to compliment our furniture ranges and more.



SP2004 : Parasols

Great looking fun fruit design parasols. Comes in Kiwi and Watermelon designs with adjustable height & tilt. They have adjustable height: of between 130 to 180 cm and a canopy diameter of 180 cm.



118914DP : Clamp on SunShade

Excellent product, excellent sales and an excellent price. This clamp on sunshade has lots of different uses, with its posable arm allowing it to be used in many different positions and adjustable clamp it can be used on prams, chairs, golf trolleys and more. Gives excellent protection from the sun's harmful U.V. rays..



SP2076 (Medium)

SP2075 (large) : Parasol Bases

Two different sized parasol bases. Fits poled between 19 - 38mm. Made from high impact ABS plastic. Can be water or sand filled.

ACCESSORIES

Accessories to compliment our furniture ranges and more.



WaterFlow Wash Brushes

C0002 (165cm) • C0003 (250cm)

Ideal for cleaning and washing vehicles, windows and conservatories. Direct hose attachment allows water to flow through the brushes and the extendible pole gives you great reach for those higher places.



7174. Butane Gas cartridges

Pack of 4 220g gas cartridges



1184 .: Clipper refill

A 250ml gas refill for lighters and others.



7174. Butane Gas cartridges

The class leading tube lighter. 4 Assorted colours in a display box of 12.



QUEST KILLS

Help in getting rid of those little pests.



C0023 : Bug Stop

A magnetic, self closing insect screen. Snaps shut and keeps insects and bugs at bay.



C0091: Lantern & Insect Killer

A dual purpose item, an insect killer and lantern in one product. Premium quality materials and production make this an excellent product. Completed with a rechargeable battery.



C0089 : Fly Swat

Simple and effective an extendible fly swat which comes in three colours and ready to go display box.



C0090 : Racquet Killer

A battery powered, easy to use insect killer. Low voltage electric grid to ensure the highest possible safety and more effective than plain swats.



C0088 : Mains Powered

KillerA large, highly effective UV insect killer. Hanging loop and removable bottom for easy cleaning.

KITCHEN WARES

Designed by class leaders MetalTex.

metaltex[®]
intelligent housewares



K1100 : Roto
Pizza cutter



K1101 : Speedy
Vegetable peeler



K1102 : Brava
Universal flat grater



K1103 : Discovery
Can opener.



K1105 : Mr Spoon
Silicon spoon and stirrer

KITCHEN WARES

Designed by class leaders MetalTex.

metaltex[®]
intelligent housewares



K1106 : Cavi
Traditional corkscrew



K1107 : Bazar
Good simple scissors



K1108 : Pepe
Universal mill for salt and pepper.



K1109 : Fritton
Splatters screen



K1110 : Lindo
Washing up brush



K1111 : Jolly
Bottle opener.

TABLEWARE

The Quest tableware range is perfect for use outdoors as well as in.



T1009 : Travel Mugs

These are eco-friendly bamboo mix travel mugs. There are 4 fun retro designs mixed in a display box of 48. The mugs feature a premium hard screw top lid and with the matt finish look as good as they work.



Everlasting Glass Range

Made from a polycarbonate construction this range is incredibly durable and virtually unbreakable. The Everlasting range is a great solution for outdoor entertaining. These glasses were made to be used outdoors, from pool parties and picnics to Holidays and weekend BBQ's.

0180 : Tumbler (250ml)

0181 : Hi Tumbler (440ml)

0182 : Wine Goblet (240ml)

TABLEWARE

The Quest tableware range is perfect for use outdoors as well as in.



Wine Glass

0186 : Smoked • 0186BL : Blue • 0186L : Lime

Premium acrylic, break and scratch resistant.
Height: 18 cm. Width : 7 cm , Volume : 280 m

Wine Goblet

0187 : Smoked • 0187BL : Blue • 0187L : Lime

Premium acrylic, break and scratch resistant.
Height: 15 cm. Width : 8 cm , Volume : 400 ml



Wine Glass

0186 : Smoked • 0186BL : Blue • 0186L : Lime

Premium acrylic, break and scratch resistant.
Height: 18 cm. Width : 7 cm , Volume : 280 m



Wine Goblet

0187 : Smoked • 0187BL : Blue • 0187L : Lime

Premium acrylic, break and scratch resistant.
Height: 15 cm. Width : 8 cm , Volume : 400 ml



www.questleisure.com



twitter.com/questleisure



facebook.com/questleisure



youtube.com/questleisure

2021 Home & Garden

• Naples Pro • Ragley Pro • Bordeaux Pro • Autograph • Kew • Lakeland • Westfield Outdoors • JetStream • Children's •
• SuperLite • SpeedFit • Fleetwood • Accessories • Quest Kills • Tableware • Kitchen Wares •