

miriad QUEST

leisure products



2023

- Awnings • Tents • Screen Houses
- Gazebos • Windbreaks • Accessories

Index

Quickly find what you want

Performance Air Awnings

Galaxy Full Air Awning	
Pluto Full Air Awning	
Ceres Full Air Awning	
Vega Porch Air Awning	
Lynx Porch Air Awning	
Vega High Top Static Air Awning	
Mars Static Air Awning	
Triton Drive Away Air Awning	
Orion Drive Away Air Awning	
Neptune Drive Away Air Awning	
Aquila Pro Drive Away Air Awning	
Hydra Drive Away Air Awning	
Universal Air Annex	
Eris Air Annex	
Shady Pro Canopy	

Premium Poled Awnings

Kensington Poled Porch Awning	18
Windsor Poled Porch Awning	19
Westminster Poled Annex	20

Lightweight Air Awnings

3 Falcon Air Canopy	
4 Falcon Base Air 200 Porch Awning	
5 Falcon Air Porch Awning	
6 Condor Air Drive Away Awning	
6 Falcon Air Drive Away Awning	

Lightweight Poled Awnings

10 Falcon Poled Porch Awning	26
11 Falcon Poled Drive Away Awning	27
12 Nest Shelter	28

Bell Tents

15 Gobi Tent	
16 Bell Tent	
17 Touareg Tent	
Emperor Tent	
Inner Tents and Tarps	

Screen Houses and Shelters

21 Screen House 4 Pro	34
22 Screen House 6 Pro	35
23 Screen House 4	36
24 Screen House 6	37
25 Screen House Mini	38
Instant Utility	39
Pop up Toilet Tent	39
Screen House Extras	40

Windbreaks

Windshield Pro	41
Falcon AirShield	42
Falcon 500	43
Screen Shield	44
Margate	45

Accessories

Matting	46
Electric Pump	46
SuperNova Lighting	46
Drive Away Kits	47
Inner Tents	47
Easy Lock Flooring	47

Suitable for vehicles with an A-frame size of 946 - 1085cm

 Pitch Time 20 mins

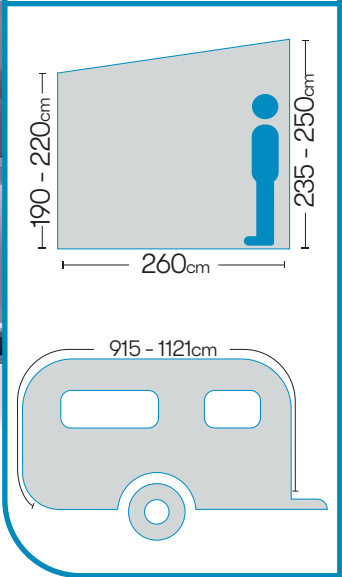
AIR Full Awning



Annex Available
See pages 15 - 16 for more details

Find out More

SCAN ME

GALAXY



Features

- | TenCate Roof. | Mehler AirTex panels. | Advanced air system. | Single point inflation. | 2 Year full warranty. | Any season awning. | Anti-Weather system. | Internal blinds (zipped). | Pano View. | Annex ready. | UV 50+ Protection. | Pop up inner tent ready. | Emergency support system. | Removable panels. | Super tubes. | Ventilation windows and doors (very large). | Rain safe canopy. | Can be used as a canopy | Tinted windows. | Draught skirt and wheel cover. |

The Galaxy is a state of the art, luxury full air awning, that is manufactured in Germany, with European materials giving you the very best awning, with the very best performance possible.

Item Code	A0449S (Size 8)	A0449M (Size 9)	A0449L (Size 10)	A0449XL (Size 11)
'A' Size (cm)	946 - 980	981 - 1015	1016 - 1050	1051 - 1085
Pack size (cm) (comes in 2 bags)	115 x 33 x 24 115 x 35 x 38	115 x 33 x 24 115 x 35 x 38	115 x 33 x 24 115 x 35 x 38	115 x 33 x 24 115 x 35 x 38
Total weight (kg)	22,4 + 23	24 + 23	24 + 24	24,5 + 24
Pitching weight*	22,4 kg	24 kg	24 kg	24,5 kg
Matting***	A1102-19	A1102-21	A1102-21	A1102-23

Suitable for vehicles with an A-frame size of 916 - 1121cm

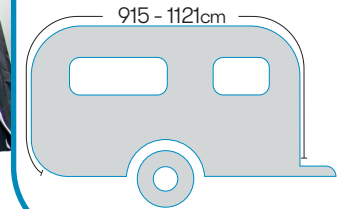
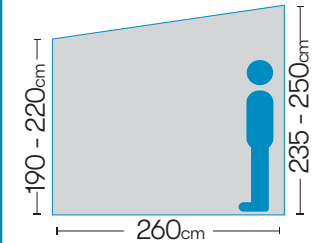
Pitch Time
20 mins

AIR Full Awning

Annex Available
See pages 15 - 16 for more details

Find out More

SCAN ME



PLUTO



Features

- | HydroTech cotton touch fabric. | Advanced air system. | Single point inflation.
- | 2 Year full warranty. | Any season awning. | Anti-Weather system. | Internal blinds (zipped). | Pano View. | Annex ready. | UV 50+ Protection. | Pop up inner tent ready. | Emergency support system. | Removable panels. | Super tubes. | Ventilation windows and doors. | Rain safe canopy. | Can be used as a canopy | Tinted windows. | Draught skirt and wheel cover. |

The Pluto is a luxury, high performance full air awning. Available from 915 all the way through to 1121. This top of the range awning gives you an amazing amount of extra space, plus unrivalled performance.

Item Code	A0087XS (Size 7)	A0087S (Size 8)	A0087M (Size 9)	A0087L (Size 10)	A0087XL (Size 11)	A0087XXL (Size 12)
'A' Size (cm)	916 - 945	946 - 980	981 - 1015	1016 - 1050	1051 - 1085	1086 - 1121
Pack size (cm) (comes in 2 bags)	115 x 33 x 33 115 x 34 x 24	115 x 33 x 33 115 x 34 x 24	115 x 33 x 33 115 x 34 x 24	115 x 33 x 33 115 x 34 x 24	115 x 33 x 33 115 x 34 x 24	115 x 33 x 33 115 x 34 x 24
Total weight (kg)	19 + 19	20 + 20	20 + 21	21 + 21	22 + 22	21 + 24
Pitching weight*	19 kg	20 kg	20 kg	21 kg	22 kg	21 kg
Matting***	A1102-17	A1102-19	A1102-21	A1102-21	A1102-23	A1102-25

* The pitching weight is the canvas with any removable panels removed. | ***The matting is shown on page 46

Suitable for vehicles with an A-frame size of 916 - 1121cm


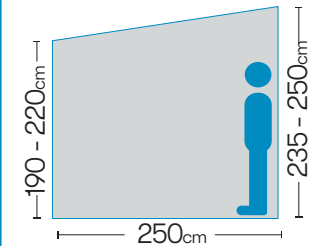
 Pitch Time 20 mins

AIR
Full Awning

Annex Available
See pages 15 - 16
for more details

Find out More

SCAN ME



CERES



Features

- | HydroTech riptop fabric. | Advanced air system. | Single point inflation. | 2 Year full warranty. | Anti-Weather system. | Internal blinds (zipped). | Pano View. | Annex ready. | UV 50+ Protection. | Pop up inner tent ready. | Removable panels. | Ventilation windows and doors (very large). | Can be used as a canopy | Tinted windows. | Draught skirt and wheel cover. |

The Ceres is a premium, lightweight full air awning. Available from 916 all the way through to 1121. This premium awning gives you an amazing amount of extra space, amazing performance, but also helps keep the weight down.

Item Code	A0442XS (Size 7)	A0442S (Size 8)	A0442M (Size 9)	A0442L (Size 10)	A0442XL (Size 11)	A0442XXL (Size 12)
'A' Size (cm)	916 - 945	946 - 980	981 - 1015	1016 - 1050	1051 - 1085	1086 - 1121
Pack size (cm) (comes in 2 bags)	115 x 34 x 24 115 x 34 x 34	115 x 34 x 24 115 x 34 x 34	115 x 34 x 24 115 x 34 x 34	115 x 34 x 24 115 x 34 x 34	115 x 35 x 25 115 x 35 x 35	115 x 35 x 25 115 x 35 x 35
Total weight (kg)	16.3 + 18	16.3 + 18.5	16.3 + 19	16.3 + 19.5	16.3 + 20	16.3 + 20.5
Pitching weight*	16 kg	16.5 kg	17 kg	17.5 kg	18 kg	18.5 kg
Matting***	A1102-17	A1102-19	A1102-21	A1102-21	A1102-23	A102-25

* The pitching weight is the canvas with any removable panels removed. | ***The matting is shown on page 46

Suitable for vehicles with a fitting height of 235 - 255 cm

Pitch Time
15 mins

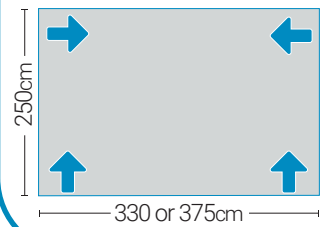
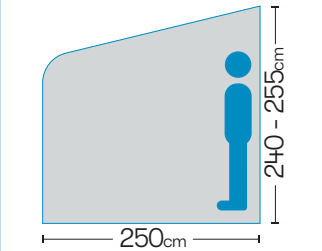
AIR
Porch Awning



Annex Available
See pages 15 - 16
for more details

Find out More

SCAN ME



VEGA



Features

- | HydroTech cotton touch fabric. | Advanced air system. | Single or multi point inflation. | 2 Year warranty. | Any season awning. | Anti-Weather system. | Internal blinds (zipped). | Pano View. | Annex ready. | UV 50+ Protection. | Pop up inner tent ready. | Removable panels (can be used without panels). | Ventilation windows and doors (very large). | Double beading. | Tinted windows. | Rear draught pads | Rear legs Draught skirt and wheel cover. |

The Vega is a luxury high performance porch air awning. Available in two widths (330 and 375) it gives you all the performance of a top of the range awning in the smaller and neater porch awning format.

Item Code	A0420	A0421
Width	330 cm	375 cm
Pack size	96 x 41 x 32 cm	98 x 43 x 34 cm
Total weight	25.5 kg	27.5 kg
Pitching weight*	11.5 kg	12.5 kg
Matting***	A1102-05	A1102-09

Suitable for vehicles with a fitting height of 235 - 250 cm

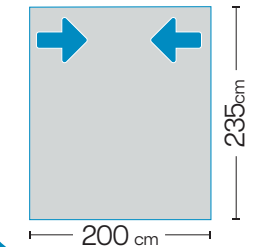
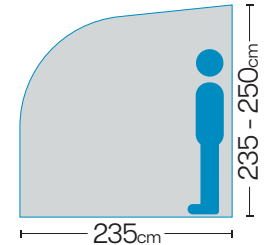
 Pitch Time 10 mins

AIR
Porch Awning



Find out More

SCAN ME



LYNX



Features

- | HydraDore SL very lightweight fabric.
- | Air erect system.
- | Multi point inflation.
- | Single person pitch.
- | Very lightweight.
- | Anti-Weather system.
- | Internal blinds.
- | Quick drying.
- | UV 50+ Protection.
- | Pop up inner tent ready.
- | Ventilation side doors (large).
- | Double beading.
- | Built in ventilation.
- | Rear draught pads | Draught skirt and wheel cover |

The Lynx is a performance, lightweight porch air awning. Extremely easy to use and pitch thanks to it's lightweight nature, but it is built to perform like a heavyweight and at only 6.25kg it is easy enough to be pitched by a single person.

Item Code	A0102
Width	200 cm
Pack size	115 x 25 x 25 cm
Total weight	10 kg
Pitching weight*	6.25 kg
Matting***	A1102-01

Suitable for vehicles with a fitting height of 255 - 285 cm

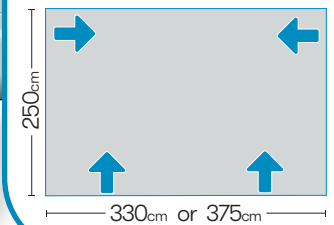
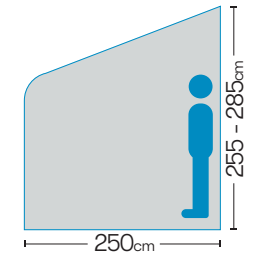
Pitch Time
15 mins

AIR Static Awning

Annex Available
See pages 15 - 16 for more details

Find out More

SCAN ME



Vega High awning shown with optional Eris annex (purchased separately)

VEGA | High Top



Features

- | HydroTech cotton touch fabric. | 2 Year warranty. | Any season awning. | Advanced air system. | Single or multi point inflation. | Anti-Weather system. | Internal blinds. | Annex ready. | Pop up inner tent ready. | UV 50+ Protection. | Removable panels. | Ventilation side windows. | Double beading. | Fitting plus system. | Adjustable tubes. | Pano-View. | Double rear pads. | Tinted windows. | Can be used as a canopy. | Rear legs | Draught skirt and wheel cover. |

The high top version of the luxury, high performance Vega porch air awning. Again it comes in two widths but can be used on vehicles up to 285cm high, allowing it to be used on motorhomes as well as other vehicles.

Awning Code	A0422	A0423	A0425
Connection height	255 - 270 cm	255 - 285 cm	255 - 285 cm
Width	330 cm	330 cm	375 cm
Pack size (cm)	98 x 42 x 40	98 x 43 x 41	99 x 46 x 44
Total weight	27 kg	28 kg	30 kg
Pitching weight *	12 kg	13 kg	15 kg
Matting***	A1102-05	A1102-05	A1102-09

* The pitching weight is the canvas with any removable panels removed. | ***The matting is shown on page 46

Suitable for vehicles with a fitting height of 245 - 260 cm

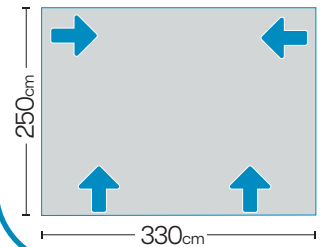
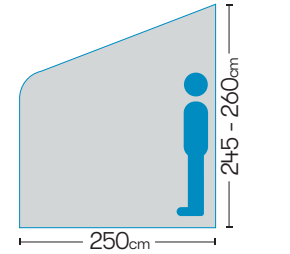
 Pitch Time 15 mins

AIR
Static Awning

Annex Available
See pages 15 - 16
for more details

Find out More

SCAN ME



MARS



The Mars is a special edition of the Vega high top. Made in the lighter weight HydroTech RipStop material it also features a unique roof tube system that allows sliding door vans to open correctly, making it the ideal solution for any sliding door vehicle between 245 - 260cm in height.

Features

- | HydroTech riptop fabric. | Advanced air system. | Single point inflation. | 2 Year full warranty. | Anti-Weather system. | Internal blinds. | Pano View.
- | Annex ready. | UV 50+ Protection. | Pop up inner tent ready. | Removable panels. | Ventilation windows and doors. | Can be used as a canopy | Double rear pads. | Double beading. | Tinted windows. | Adjustable strap tensioner for rear pads. | Unique Sliding door centre beam system. |

Awning Code	A0440
Connection height	245 - 260 cm
Kador length	330 cm
Pack size	96 x 41 x 32 cm
Total weight	19.5 kg
Pitching weight *	9.5 kg
Matting***	A1102-05

Suitable for vehicles with a fitting height of 180 - 270cm

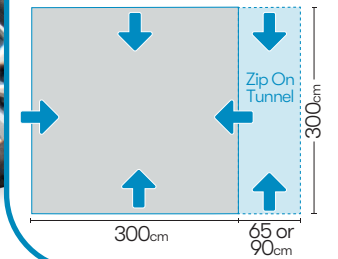
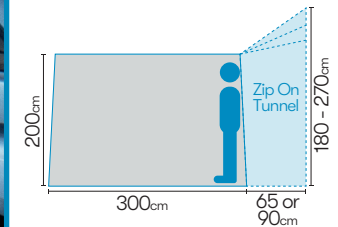
Pitch Time
15 mins

AIR Drive Away



Find out More

SCAN ME



TRITON



Features

| HydroTech riptop fabric. | 2 Year warranty. | Any season awning. | Advanced air system. | Single point inflation. | Single person pitch. | Pano-View. | Anti-Weather system. | Internal blinds (zipped). | UV 50+ Protection. | Ventilation side windows (very large) and built in ventilation | Double beading. | Fully tubbed - velcro in groundsheet included | Removable panels. | Zip on / off tunnel. | Includes storm poles (x4) | Tinted windows |

The Triton is a premium, lightweight and compact drive away air awning. It features a zip on / off tunnel which makes it easier to use and gives a better connection than its rivals and is available from 180 through to 270 cm in vehicle connection heights.

Awning Code	A0461
Pack size	98 x 34 x 34 cm
Total weight	19,6 kg
Pitching weight *	15 kg
Matting***	A1102-04

Tunnel Code	A0462	A0463	A0464
Connection height (cm)	180 - 210	210 - 240	240 - 270
Kador length	280 cm	280 cm	280 cm

Suitable for vehicles with a fitting height of 180 - 270cm

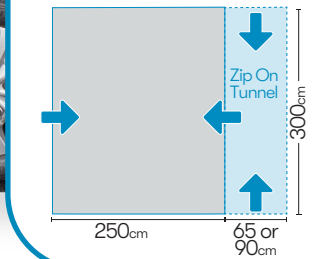
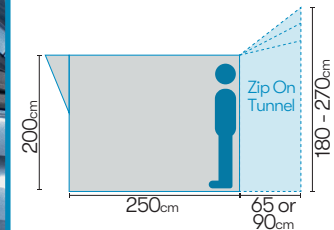
Pitch Time
15 mins

AIR Drive Away

Annex Available
See pages 15 - 16 for more details

Find out More

SCAN ME



ORION



Features

- | HydroTech cotton touch fabric. | 2 Year warranty. | Any season awning. | Advanced air system. | Single point inflation. | Single person pitch. | Pano-View. | Anti-Weather system. | Internal blinds. | UV 50+ Protection. | Annex ready. | Ventilation side windows and built in ventilation | Double beading. | Velcro in, fully tubbed and sealed floor available. | Removable panels. | Zip on / off tunnel. | Rain safe canopy. | Includes storm poles (x2) | Tinted windows |

The Orion is a luxury, high performance drive away air awning. Unmatched performance and durability plus the removable tunnel makes this easier to use but also better performing than its rivals.

Awning Code	A0401
Pack size	98 x 34 x 34 cm
Total weight	19,6 kg
Pitching weight *	15 kg
Matting***	A1102-04

Tunnel Code	A0402	A0403	A0404
Connection height (cm)	180 - 210	210 - 240	240 - 270
Kador length	280 cm	280 cm	280 cm

Suitable for vehicles with a fitting height of 240 - 320cm

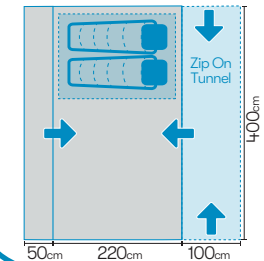
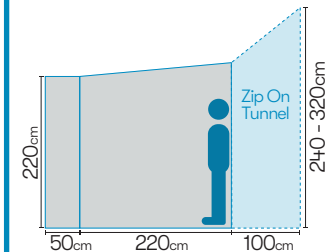
Pitch Time
15 mins

AIR Drive Away



Find out More

SCAN ME



NEPTUNE



Features

- | HydroTech cotton touch fabric. | 2 Year warranty. | Any season awning. | Advanced air system. | Single or multi point inflation. | Anti-Weather system. | Internal blinds. | Pop up inner tent ready. | UV 50+ Protection. | Removable panels. | Double beading. | Pano-View. | Zip on / off tunnel. | Extra high rear tube. | Deluxe floor ready. | Tinted windows. | Includes storm poles (x2) | Rain safe canopy. | Canopy Mode. | Ventilation side windows and built in ventilation

The Neptune is a large, luxury, high performance drive away air awning that is designed for use on very high vehicles. It fits between 240 and 320cm high vehicles and features a unique taller rear tube to allow better door opening than its rivals.

Awning Code	A0410
Pack size (cm)	113 x 45 x 45
Total weight	35 kg
Pitching weight*	25 kg
Matting***	A1102-11

Tunnel Code	A0411	A0412	A0413	A0414
Connection height (cm)	240 - 260	260 - 280	280 - 300	300 - 320
Kador length	320 cm	320 cm	320 cm	320 cm

* The pitching weight is the canvas with any removable panels removed. | ***The matting is shown on page 46

Suitable for vehicles with a fitting height of 180 - 270cm

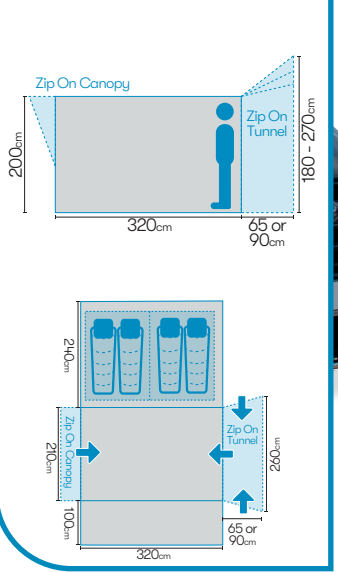
Pitch Time
30 mins

AIR Drive Away



Find out More

SCAN ME



AQUILA PRO



The Aquila Pro is a high performance, lightweight drive away air awning that gives you space, space and more space. It has a huge internal area, plus covered porch area, the perfect awning when you want all that extra space, but don't want to compromise on performance.

Features

- | HydroTech riptop fabric. | 2 Year warranty. | Advanced air system. | Single point inflation. | Pano-View. | Anti-Weather system. | Internal blinds. | UV 50+ Protection. | Inner Tent ready. | Ventilation windows and built in ventilation | Double beading. | Zip on / off tunnel. | Large covered porch area. | Tinted windows | Optional side canopy. | Tunnel and side canopy can be switched around. | Can be used on LHD or RHD vehicles thanks to the movable tunnel. |

Awning Code	A0451
Pack size	100 x 40 x 40
Total weight	38.5 kg
Pitching weight *	28 kg
Matting***	A1102-04 or A1102-13

Tunnel Code	A0452	A0453	A0454	A0455
Connection height (cm)	180 - 210	210 - 240	240 - 270	Side Canopy
Kador length	260 cm	300 cm	300 cm	N/A

* The pitching weight is the canvas with any removable panels removed. | ***The matting is shown on page 46

Suitable for vehicles with a fitting height of 180 - 270cm

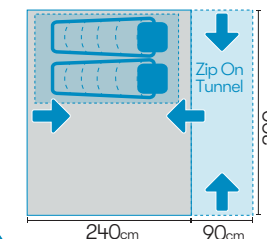
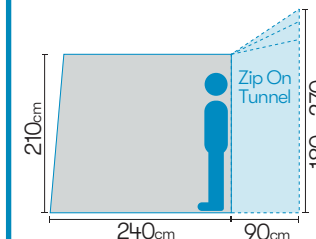
Pitch Time
10 mins

AIR Drive Away



Find out More

SCAN ME



HYDRA



The Hydra is a performance, lightweight drive away air awning. Extremely easy to use and pitch thanks to its lightweight nature, but it is built to perform like a heavyweight and at only 10.5kg it is easy enough to be pitched by a single person.

Features

- | HydroDore SL very lightweight fabric. | Quick drying. | Air Erect System.
- | Multi point inflation. | Single person pitch. | Pano-View. | Anti-Weather system. | UV 50+ protection. | Roll up front panel. | Pop up inner tent ready.
- | Air flow system. | Zip on / off tunnel. | Lightweight. | Internal blinds. | Three doors. | Sun canopy front panel. | Storm pole included. | Includes fully tubbed, velcro in, removable groundsheet.

Awning Code	A0430
Pack size (cm)	103 x 32 x 32
Total weight	15.5 kg
Pitching weight *	10.5 kg
Matting***	A1102-04

Tunnel Code	A0431	A0432	A0433
Connection height (cm)	180 - 210	210 - 240	240 - 270
Kador length	240 cm	240 cm	240 cm

Fits:
 Galaxy • Pluto •
 Ceres • Vega •
 Mars • Orion
 Omega
 Aries

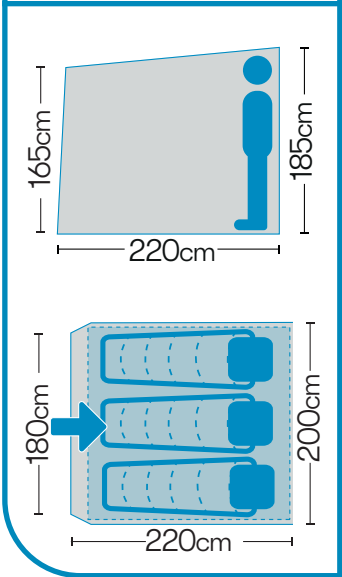
 Pitch Time
5 mins

AIR Annex



Find out More

SCAN ME 



Air annex shown on vega awning (purchased separately)

UNIVERSAL AIR

This is a lightweight, performance air annex. With its lightweight fabric and single air tube, it is extremely easy to use and adds extra space/storage to you awning. Built to fit the Pluto, Ceres, Galaxy, Vega (all models), Mars and Orion models, it also fits the older Omega and aries awnings.

Features

- | HydraDore SL Pro lightweight fabric. | Quick drying. | Air erect system. |
- Single point inflation. | Single person pitch. | Anti-Weather system. | UV 50+ Protection. | Inner tent ready. | Very lightweight. | Storm pole.
- | Privacy panel. | Fits Galaxy, Pluto, Ceres, Vega (all models), Mars, Orion and the older Omega and Aries models. |


Item Code	A0089	A0089IT
Model	Annex	Inner
Width	200 cm	200 cm
Pack size	25 x 25 x 81 cm	6 x 33 x 39 cm
Total weight	7.6 kg	1.3 kg
Pitching weight*	6.6 kg	1.3 kg
Matting***	A1102-02	N/A

* The pitching weight is the canvas with any removable panels removed. | ***The matting is shown on page 46

Fits:
Galaxy • Pluto •
Ceres • Vega •
Mars • Orion
Omega
Aries

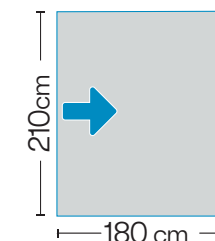
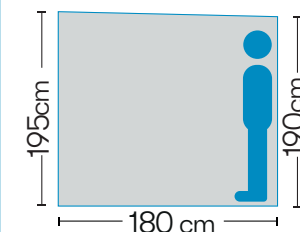
 Pitch
Time
5 mins

**AIR
Annex**



Find out More

SCAN
ME



ERIS

HydroTech
RIPSTOP

AES
AIR ERECT
SYSTEM

2Year
Full Warranty

Very
Lightweight

UV 50+
Protection from the Sun

Features

| HydroTech riptop fabric. | Quick drying. | Air Erect System. | Single point inflation. | Single person pitch. | Pano-View. | Anti-Weather system. | UV 50+ protection. | Roll down two (mesh/window) side windows. | Veranda Windows. | Pop up inner tent ready. | Double zipped to allow the side panel to be zipped back in. | Internal blinds. | Storm poles (3) included. | Fits Galaxy, Pluto, Ceres, Vega (all models), Mars, Orion and the older Omega and Aries models. |

This is a lightweight, performance, extremely easy to use air annex. It has windows all around (with internal blinds) giving you loads of extra space and light. Built to fit the Pluto, Ceres, Galaxy, Vega (all models), Mars and Orion models, it also fits the older Omega and Aries awnings.

Item Code	A0446
Width	215cm
Length	180cm
Pack size	30 x 30 x 95 cm
Total weight	11 kg
Pitching weight*	11 kg
Matting***	A1102-02

Can be used with the following models:
Galaxy • Pluto • Ceres • Vega • Mars

Pitch Time
 5 mins

SUN Canopy



Find out More

SCAN ME

240cm

305cm or 350cm or 420cm or 480cm or 560cm

SHADY PRO



The Shady Pro is the perfect, performance canopy. Extremely easy to use and pitch it can be used directly on a caravan or roll out canopy or any vehicle with an awning rail. It can also be used on the Galaxy, Pluto, Ceres** and Vega**.**

Features

- | HydraDore SL Pro lightweight fabric. | Quick drying. | Single person pitch.
- | Includes three adjustable king poles. | UV 50+ Protection. | Very lightweight.
- | Extremely easy to use | Can also be used on Galaxy, Pluto**, Ceres** and Vega** awnings |

Item Code	A0470	A0471	A0472	A0473
Width	305	350	410	470
Fits**	Vega 330, Mars 330	Vega 375**	Galaxy, Pluto Size 7	Galaxy, Pluto Size 9, Ceres Size 8
Matting***	A1102-04	A1102-07	A1102-11	A1102-13
Item Code	A0474	A0475	A0476	A0477
Width	570	440	500	530
Fits**	Galaxy, Pluto Size 12, Ceres Size 11	Galaxy, Pluto Size 8, Ceres Size 7	Galaxy, Pluto Size 10, Ceres Size 9	Galaxy, Pluto Size 11, Ceres Size 10
Matting***	A1102-17	A1102-13	A1102-15	A1102-17

Suitable for vehicles with a fitting height of 235 - 250 cm

Pitch Time
25 mins

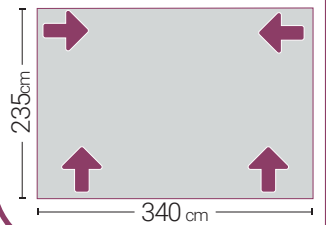
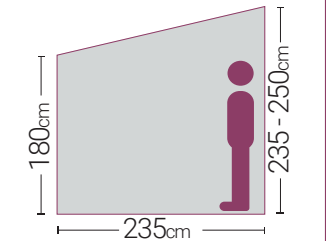
POLED
Porch Awning

Annex Available
See page 18

Annex Available
See page 20
for more details

Find out More

SCAN ME



KENSINGTON



This is a premium, traditional family porch awning. Elevated to a new level of performance thanks to the amazing hydrotech cotton touch fabric, this awning combines the strength of a traditional frame with the performance of the top of the range air awning all in one.

Features

- | HydroTech cotton touch fabric. | 2 Year warranty. | Any season awning. | Premium strength steel frame. | Anti-Weather system. | Internal curtains. | Smaller pack size. | Annex ready. | Pop up inner tent ready. | UV 50+ Protection. | Removable panels. | Fully adjustable frame for better pitching. | Rear legs. | Rear draught pads | Draught skirt and wheel cover. | Rear draught pad pole clips. | Can be used as a canopy. | Heavy duty storm straps & ground anchors. |

Item	Canvas	Frame
Item Code	A3401C	A3401F
Width	340 cm	
Pack size	110 x 33 x 33 cm	114 x 27 x 19 cm
Total weight	18 kg	17.2 kg
Pitching weight*	10 kg	
Matting***	A1102-05	

Suitable for vehicles with a fitting height of 235 - 250 cm

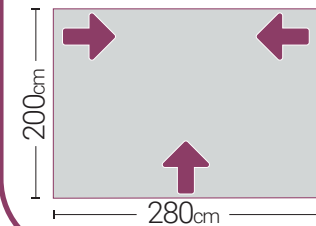
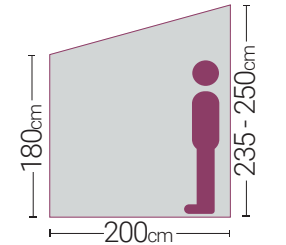
 Pitch Time
20 mins

POLED
Porch Awning



Find out More

SCAN ME



WINDSOR



This is a premium framed porch awning, perfect as a traditional winter porch, but also a smaller porch without compromising on performance. Small and perfectly formed, the frame helps pitch it on uneven ground and the premium fabric elevates the performance to whole new level.

Features

- | HydroTech cotton touch fabric. | 2 Year warranty. | Any season awning. | Premium strength steel frame. | Single person pitch. | Anti-Weather system.
- | Internal curtains. | Smaller pack size. | Pop up inner tent ready. | UV 50+ Protection. | Removable panel. | Fully adjustable frame for better pitching.
- | Rear legs. | Rear draught pads. | Draught skirt and wheel cover. | Rear draught pad pole clips. | Heavy duty storm straps and ground anchors. |

Item	Canvas	Frame
Item Code	A3400C	A3400F
Width	280 cm	
Pack size	110 x 32 x 32 cm	113 x 29 x 20 cm
Total weight	14 kg	15 kg
Pitching weight*	10 kg	
Matting***	A1102-01	

Can be used with the following models:
Kensington

 Pitch Time
10 mins

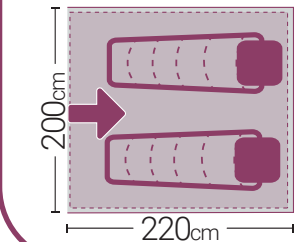
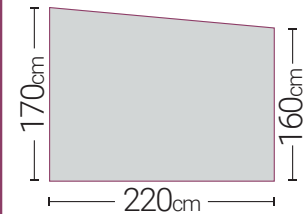
POLED
Annex



Westminster annex shown on kensington awning (purchased separately)

Find out More

SCAN ME



WESTMINSTER



The premium annex for the Kensington awning. Made from the same premium fabric giving it the same levels of performance, it gives you extra living, sleeping or storage space on your Kensington awning. Can be used on either side of the awning, or even both sides at the same time.

Features

- | HydroTech cotton touch fabric. | 2 Year warranty. | Any season annex.
- | Premium lightweight aluminium frame. | Anti-Weather system. | Privacy windows. | Smaller pack size. | Single person pitch. | Pop up inner tent ready.
- | UV 50+ Protection. | Fully adjustable frame for better pitching. | Built in ventilation. |

Item	Canvas	Frame
Item Code	A3402C	A3402F
Width	195 cm	
Pack size	70 x 25 x 25 cm	115 x 12 x 16 cm
Total weight	5 kg	4.5 kg
Pitching weight*	5 kg	
Matting***	A1102-02	

* The pitching weight is the canvas with any removable panels removed. | ***The matting is shown on page 46

Suitable for vehicles with a fitting height of 235 - 270 cm

 Pitch Time
5 mins

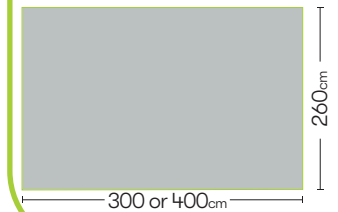
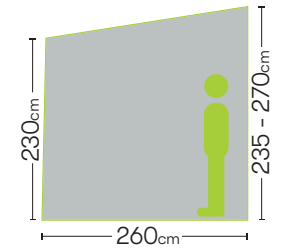
AIR Canopy



Model shown : Falcon Air 400 Canopy | shown with optional front wall and side walls

Find out More

SCAN ME



FALCON Air Canopy



This is a very lightweight and easy to use air canopy. Given extra durability thanks to the performance fabric, but so easy to use that it can be pitched by a single person in a couple of minutes.

Features

- | Quest Tec150 lightweight performance fabric. | Falcon Air Tech Air System.
- | Very lightweight. | Single person pitch. | Small pack size. | Pop up inner tent ready.
- | UV 50+ Protection. | Single point inflation for ease of pitching. | Quick drying. | Super beam. | Storm straps. | Optional (purchased separately) front panel. | Optional side walls (sold in pairs - purchased separately) |

Item Code	A3513	A3514FW	A3514	A3517	A3517FW
Unit	Canopy	Front Panel (400)	Side Panels (400 or 300)	Canopy	Front Panel (300)
Width	400cm	400cm	N/A	300cm	300cm
Pack size (cm)	76 x 28 x 30	44 x 14 x 13	46 x 17 x 17	75 x 25 x 27	41 x 14 x 13
Total weight	8.8 kg	2 kg	2.5 kg	8.2 kg	1.8 kg
Pitching weight*	7.8 kg	1.5 kg	1.8 kg	7.2kg	1.3 kg
Matting***	A1102-11	N/A	N/A	A1102-04	N/A

* The pitching weight is the canvas with any removable panels removed. | ***The matting is shown on page 46

Suitable for vehicles with a fitting height of 235 - 250 cm

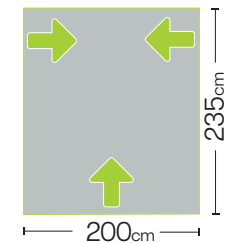
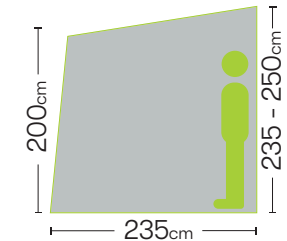
Pitch Time
10 mins

AIR Porch Awning



Find out More

SCAN ME



FALCON | Base Air 200



Features

- | Quest Tec150 lightweight performance fabric.
- | Falcon Air Tech Air System.
- | Very lightweight.
- | Single person pitch.
- | Small pack size.
- | Pop up inner tent ready.
- | UV 50+ Protection.
- | Internal blinds.
- | Single main air beam for ease of pitching.
- | Three doors.
- | Large windows
- | Permanent ventilation built in
- | Ventilation side doors (large).
- | Sun canopy front panel.
- | Roll up front panel.
- | Rear draught pads.
- | Quick drying.
- | Two way mud wall.
- | Storm straps.

This is a special edition of the excellent, easy to use and extremely lightweight Falcon air porch awning. It is made to fit the Swift BaseCamp caravan, but can also be used on any other caravan, perfect for anyone after a space saving porch air awning.

Item Code	A3519
Width	200 cm
Pack size (cm)	75 x 30 x 29
Total weight	8.2 kg
Pitching weight*	7.2 kg
Matting***	A1102-01

Suitable for vehicles with a fitting height of 235 - 250 cm

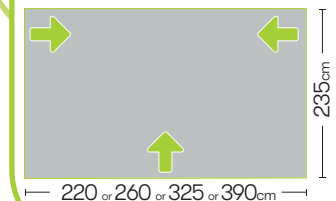

Pitch Time
10 mins

AIR
Porch Awning

Model shown : Falcon Air 390

Find out More

SCAN ME



FALCON Air | Porch



Features

- | Quest Tec150 lightweight performance fabric. | Falcon Air Tech Air System. | Very lightweight. | Single person pitch. | Small pack size. | Pop up inner tent ready. | UV 50+ Protection. | Internal blinds. | Single main air beam for ease of pitching. | Three doors. | Large windows | Permanent ventilation built in | Ventilation side doors (large). | Sun canopy front panel. | Roll up front panel. | Rear draught pads. | Quick drying. | Two way mud wall. | Storm straps. | Additional storm air beams (325 and 390 sizes) |

This is a true lightweight air porch awning. Starting at only 7.65 kg it is so light and easy to use it can easily be pitched by a single person. The fabric is extra durable thanks to its 150D thickness, it is also naturally water repellent and quick drying, making it even easier to use.

Item Code	A3500A	A3501A	A3502A	A3503A
Width	220 cm	260 cm	325 cm	390 cm
Pack size (cm)	71 x 32 x 31	75 x 35 x 32	74 x 41 x 31	75 x 39 x 37
Total weight	8.65 kg	9.1 kg	11.4 kg	12.7 kg
Pitching weight*	7.65 kg	8.1 kg	10 kg	11 kg
Matting***	A1102-01	A1102-03	A1102-05	A1102-11

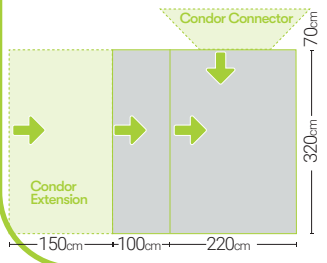
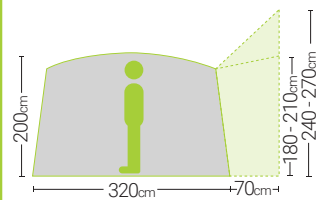
Suitable for vehicles with a fitting height of 180 - 210 cm and 240 - 270 cm

 Pitch Time 15 mins

AIR Drive Away




Find out More



Model shown : Condor Air Drive Away with low top connector

CONDOR Air Drive Away



The Condor is an extendable, lightweight, extremely easy to use air drive away awning. With its zip on/off tunnel it makes it easier to use and gives a better fit to your vehicle. You can extend the awning by zipping on the extension to give you extra space when required.

Features

- | Quest Tec150 lightweight performance fabric. | Falcon Air Tech Air System.
- | Lightweight. | Single person pitch. | Small pack size. | Pop up inner tent ready.
- | UV 50+ Protection. | Internal blinds. | Extendable size. | Two doors. | Large windows. | Ventilation side door (large). | Removable front panel. | Covered or canopy area to the front. | Quick drying. | Storm straps. | Low top or high top connector purchased separately and zips on and off |

Item Code	A3518A	A3518E
Unit	Awning	Extension
Pack size (cm)	80 x 46 x 32	59 x 26 x 24
Total weight	17.15 kg	6 kg
Pitching weight*	16.15 kg	5.5 kg
Matting**	A1102-04	N/A

Tunnel Code	A3518LT	A3518HT
Connection height (cm)	180 - 210	240 - 270
Kador Length	260 cm	260 cm
Pack Size (cm)	52 x 19 x 19	52 x 19 x 18
Total Weight	2.5 kg	2.5 kg

Suitable for vehicles with a fitting height of 180 - 210 cm and 240 - 270 cm

 Pitch Time 15 mins

AIR Drive Away



Model shown : Falcon Air Drive Away Low Top

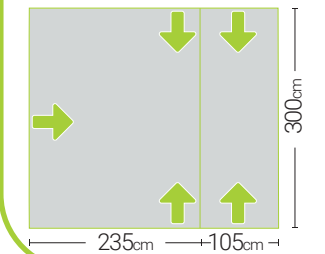
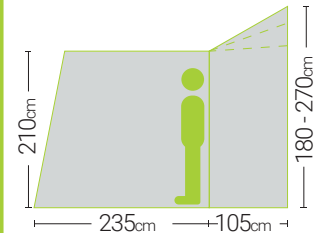
FALCON Air Drive Away



The Falcon Air drive away is a lightweight, easy to use drive away awning. The Quest Tec150D fabric gives you excellent protection from the sun, makes it easy to pitch thanks to its light weight, but is also quick drying and packs away to a small size making this an extremely easy awning to use.

Find out More

SCAN ME



Features

- | Quest Tec150 lightweight performance fabric. | Falcon Air Tech Air System.
- | Very lightweight. | Single person pitch. | Small pack size. | Pop up inner tent ready. | Built in drive away kit. | UV 50+ Protection. | Internal blinds.
- | Adjustable frame for better pitching. | Five doors. | Large windows. | Ventilation side doors (large). | Sun canopy front panel. | Roll up front panel. | Quick drying. | Two way mud wall. | Storm straps. | Additional storm air beam |

Item Code	A3507A	A3508A
Connection height	180 - 210 cm	240 - 270 cm
Kador Length	260 cm	260 cm
Pack size	82 x 31 x 31 cm	82 x 31 x 31 cm
Total weight	14.5 kg	14.7 kg
Pitching weight*	13 kg	13.2 kg
Matting***	A1102-04	A1102-04

* The pitching weight is the canvas with any removable panels removed. | ***The matting is shown on page 46

Suitable for vehicles with a fitting height of 235 - 250 cm

Pitch Time
15 mins

POLED
Porch Awning



Model show : Falcon 325

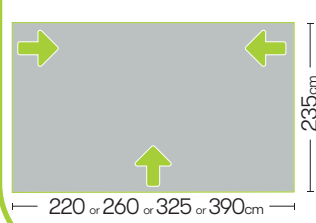
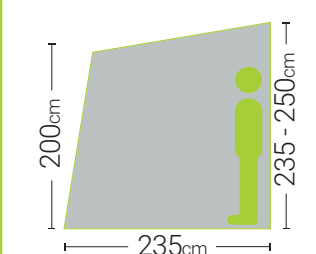
FALCON | Porch



This is an extremely lightweight and easy to use poled porch awning. With the quick dry, extremely lightweight fabric and the minimal quick fit frame it makes pitching the awning simplicity itself.

Find out More

SCAN ME



Features

- | Quest Tec75 very lightweight fabric. | Minimal, quick fit frame system. | Very lightweight. | Single person pitch. | Very small pack size. | Pop up inner tent ready. | UV 50+ Protection. | Internal blinds. | Adjustable frame for better pitching. | Three doors. | Large windows | Ventilation side doors (large). | Sun canopy front panel. | Roll up front panel. | Rear draught pads. | Quick drying. | Two way mud wall. |

Item Code	A3500	A3501	A3502	A3503
Width	220 cm	260 cm	325 cm	390 cm
Pack size (cm)	73 x 28 x 23	73 x 28 x 23	73 x 31 x 23	77 x 30 x 27
Total weight	6.85 kg	7.15 kg	8.3 kg	10.65 kg
Pitching weight*	4.35 kg	4.85 kg	5.8 kg	6.5 kg
Matting***	A1102-01	A1102-03	A1102-05	A1102-11

* The pitching weight is the canvas with any removable panels removed. | ***The matting is shown on page 46

Suitable for vehicles with a fitting height of 180 - 210 cm and 240 - 270 cm

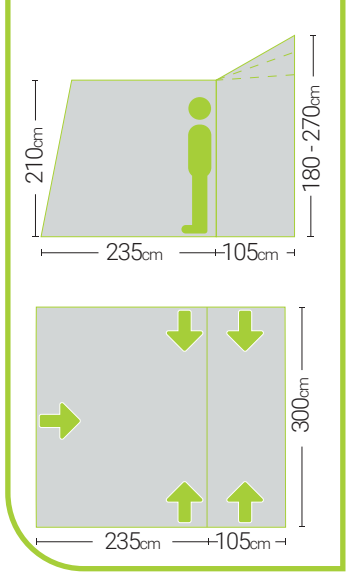
 Pitch Time 20 mins

POLED
Drive Away



Find out More

SCAN ME 



Model show : Falcon Drive Away High Top

FALCON | Drive Away



This is an extremely lightweight and easy to use poled drive away awning. With the quick dry, extremely lightweight fabric and the minimal quick fit frame it makes pitching the awning simplicity itself.

Features

- | Quest Tec75 very lightweight fabric. | Minimal, quick fit frame system. | Very lightweight. | Single person pitch. | Very small pack size. | Pop up inner tent ready. | Built in drive away kit. | UV 50+ Protection. | Internal blinds. | Adjustable frame for better pitching. | Five doors. | Large windows. | Ventilation side doors (large). | Sun canopy front panel. | Roll up front panel. | Quick drying. | Two way mud wall. |

Item Code	A3507	A3508
Connection height	180 - 210 cm	240 - 270 cm
Kador Length	260 cm	260 cm
Pack size	82 x 31 x 31 cm	82 x 31 x 31 cm
Total weight	11.9 kg	12.1 kg
Pitching weight*	9.4 kg	9.6 kg
Matting***	A1102-04	A1102-04

* The pitching weight is the canvas with any removable panels removed. | ***The matting is shown on page 46

Lightweight
Easy to Use
Quick Shelter /
Day Room

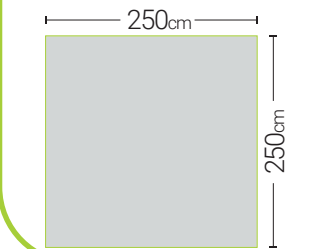
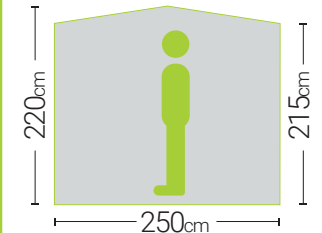
 Pitch
Time
15 mins

POLED
Shelter



Find out More

SCAN
ME



NEST | Shelter



Features

- | Quest Tec75 very lightweight fabric. | Simple easy to use fibreglass frame. | Very lightweight. | Single person pitch. | Very small pack size. | Pop up inner tent ready. | UV 50+ Protection. | Internal blinds. | Two doors. | Large windows | VTwo half ventilation/half window panels for added air flow and light.
- | Door folds away into storage compartment. | Quick drying. |

This is an extremely lightweight and easy to use poled shelter. Easy enough for a single person to pitch, it has large windows with internal blinds and a built in groundsheet all in one easy to use package.

Item Code	A3562
Size	250 x 250 x 215 cm
Pack size	56 x 23 x 23 cm
Total weight	7 kg
Pitching weight*	3.5 kg
Matting***	A1102-03

Pitch Times

1 Person : 15 mins
2 People : 8 mins

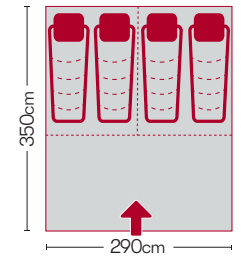
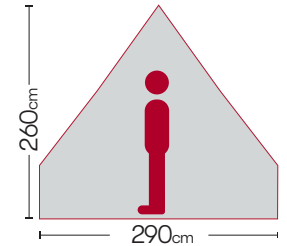
Premium
Glamping
Experience

POLED
Bell Tent



Find out More

SCAN
ME



GOBI



A premium, small family tent. Made from 100% full cotton which means it is waterproof and breathable for maximum comfort, plus it is quick and easy to pitch thanks to the minimal pitch frame (only 2 poles).

Features

- | Quest Tec FullC canvas. | Waterproof and breathable for added comfort.
- | Ventilation door. | Premium minimal pitch frame. | 2 Year warranty. | Any season tent. | Includes partition wall. | UV 50+ Protection. | Sewn in, premium, heavy duty PVC groundsheet. | Premium NoChill mesh. | Premium guy ropes. | Premium ground anchors. | Premium hand sliders. | Sustainable fabric. | Single person pitch. |

Item Code	A500+
Size	290 x 350 x 260 cm
Berth	1 - 4 cm
Pack size (cm)	118 x 38 x 38
Tent weight	20 kg
Total weight	30 kg
Matting***	A1102-07

***The matting is shown on page 46

Pitch Times

1 Person : 13 mins
2 People : 8 mins

Premium
Glamping
Experience

POLED
Bell Tent

Inner Tent
Available

See page 46



CLASSIC BELL



A premium version of the classic bell tent. All the luxury and performance of 100% cotton, with the ease of use (can be pitched by 1 person in 13 mins) of only two poles, this is a true luxury glamping experience that anyone can have.

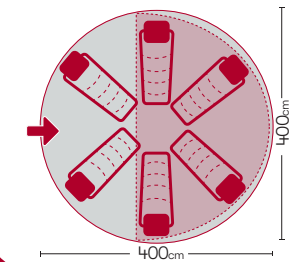
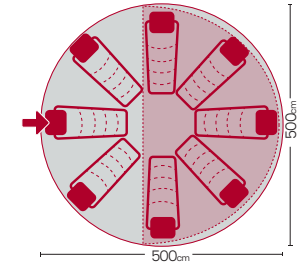
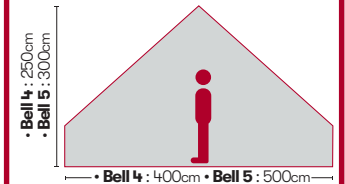
Item Code	A5000	A5001
Diameter	400 cm	500 cm
Height	250 cm	300 cm
Pack size (cm)	118 x 41 x 28 (all)	118 x 41 x 28 (canvas) 118 x 23 x 15 (frame)
Tent weight	20 kg	28 kg
Total weight	31.5 kg	41 kg
Matting***	N/A	N/A

Features

| Quest Tec FullC canvas. | Waterproof and breathable for added comfort. | Ventilation doors (large). | Premium minimal pitch fame. | 2 Year warranty. | Any season tent. | 360° Vista view. | UV 50+ Protection. | Inner tent ready. | Zipped PVC groundsheet. | Premium NoChill mesh ventilation with covers. | Premium guy ropes. | Ground anchors. | Premium hand sliders. | Sustainable fabric. | Single person pitch. | Built in roof ventilation. |

Find out More

SCAN
ME



Pitch Times

1 Person : 18 mins
2 People : 11 mins

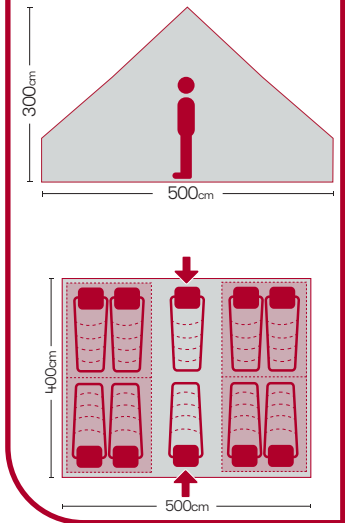
Premium
Glamping
Experience

POLED
Bell Tent



Find out More

SCAN
ME



TOUAREG



**Quest
Tec
FullC**



Premium
Minimal Pitch Frame
Solid, quick and easy



2 Year
Full Warranty



Any Season
Can be used in any season



**Waterproof
& Breathable**

A update on the classic bell tent, the Touareg takes the standard bell tent and turns it into a large family tent by a shape change and clever use of squared doorways. More space, more features, same premium performance and ease of use.

Features

| Quest Tec FullC canvas. | Waterproof and breathable. | Ventilation doors (large) and built in roof vents. | Premium minimal pitch frame. | 2 Year warranty. | Any season tent. | 360° Vista view. | UV 50+ Protection. | Inner tent ready | Zipped PVC groundsheet. | Premium NoChill mesh ventilation with covers. | Premium guy ropes. | Ground anchors. | Premium Hand sliders. | Sustainable fabric. | Scenic windows. | Internal blinds (zipped). | Single person pitch. |

Item Code	A5003		
Model Name	Touareg	Pack size (cm)	118 x 41 x 35 (canvas)
Size	500 x 400 x 300 cm		118 x 23 x 12 (frame)
Doorway height	185 cm	Tent weight	37 kg
Berth	1 - 10	Total weight	53 kg
Matting***	A1102-11 (You can have 1 or 2 mats inside your Touareg bell tent)		

Pitch Times
2 People : 14 mins

Premium
Glamping
Experience

POLED
Bell Tent

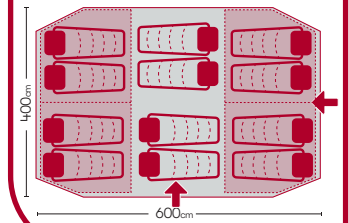
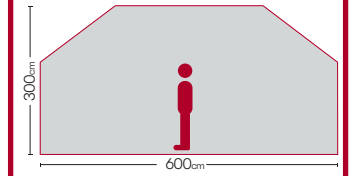
Inner Tent
Available

See page 46




Find out More

SCAN
ME



EMPEROR



The undisputed king of bell tents. The size of a bigtop, the splendor of a palace, the ease of use of a bell tent and the luxury and performance of the 100% cotton fabric, the Emperor has it all.

Why camp when you can glamp !

Features

- | Quest Tec FullC canvas. | Waterproof and breathable for added comfort. |
- Ventilation doors (large). | Premium minimal pitch frame. | 2 Year warranty. | Any season tent. | 360° Vista view. | UV 50+ Protection. | Inner tent ready | Zipped PVC groundsheet. | Premium NoChill mesh ventilation with covers. | Premium guy ropes | Ground anchors. | Premium Hand sliders. | Sustainable fabric. | Scenic windows. | Internal blinds (zipped). | Built in roof ventilation. |

Item Code	A5002		
Size	600 x 400 cm	Pack size (cm)	118 x 41 x 39 (canvas) 118 x 23 x 23 (frame)
Doorway height	185 cm	Tent weight	23 kg
Berth	1 - 12	Total weight	56 kg
Matting***	N/A		

***The matting is shown on page 46



Extra large tarp shown on Touareg tent

TARPS & INNER TENTS

Universal Tarps

These are our excellent universal tarps. They are made to fit into the Quest Elite® Signature Bell tent range, but can be used with virtually any tent, awning, porch or vehicle. They feature the same **Quest Tec FullC 100% cotton fabric** and **heavy duty guy ropes** and **hand sliders** to match your bell tent perfectly.

Tarps have multiple uses, they can be used as a porch or a windbreak for your tent. They can even be used for a porch for your awning, a camper van canopy, or a connector from your bell tent to your vehicle even a stand alone shelter or dining tarp, and much much more.

5 Star Premium Inner Tents

These are our excellent 5 star premium quality inner tents. They are made to fit into the Quest Elite® Signature Bell tent range, but can be used inside others bell tents as well. They have a full **100% breathable cotton** upper. **Easy clean, hard wearing dual layered PVC base** gives extra durability and comfort from the ground.

Full **dual layered ventilation doors** and a **zip open/close partition wall** gives you lots of different options and the storage pockets inside are a great place to keep things in place. They also have **extra fully zippered vents** around the base that match up with the vents on your tent allowing you full control over air flow in and out of the inner tent.

A5012 : Triangle tarp • Size: 250 x 250 cm. • Packed: 50 x 15 x 7 cm. • Weight: 3.5 kg.

A5005 : Large tarp • Size : 400 x 240 cm. • Packed: 90 x 17 x 12 cm. • Weight: 10.5 kg.

A5019 : Extra large tarp • Size : 715 x 240 cm. • Packed: 90 x 19 x 15 cm. • Weight: 15 kg.

A5007 : Bell 4M (half circle) • Size: 200 x 400 cm. • Packed: 52 x 40 x 15 cm. • Weight: 6 kg.

A5009 : Bell 5M (half circle) • Size : 250 x 500 cm. • Packed: 52 x 40 x 15 cm. • Weight: 7.5 kg.

A5011 : Touareg (rectangle) • Size : 400 x 250 cm. • Packed: 52 x 40 x 15 cm. • Weight: 7 kg.

A5010 : Emperor (half pentagon) • Size : 400 x 200 cm. • Packed: 52 x 40 x 15 cm. • Weight: 8 kg.



The quickest and easiest shelter / gazebo on the market

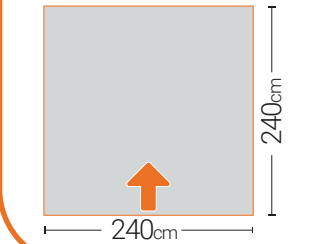
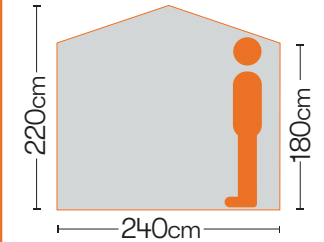
 Pitch Time
1 min

POLED
Instant Shelter



Find out More

SCAN ME



SCREEN HOUSE 4 PRO

Features

- | Quest Tec210 lightweight fabric. | Waterproof roof. | Single person pitch. | Lightweight. | 60 seconds to erect. | UV 50+ protection. | Premium NoChill mesh PRO panels. | Premium hub system | Accessory zip. | Zip down side panels with windows and external blinds. | Extra pegging points. | Storm straps. | Zip together double doors. | Zipped carry bag. |



Quest Tec150
Lightweight, Performance Fabric



Premium Hub System



Single Person Pitch
So easy, it only takes one to pitch



60 Seconds To Erect



U.V. 50+
Protection from the Sun

The quickest and easiest quick erect shelter available today. This is the original screen house with the added pro features of zip down sides, windows, blinds and the accesory zip.

One Person - One Minute - It is that Easy !

Item Code	A3000
Size (cm)	240 x 240
Height (cm)	180 - 220
Pack size (cm)	173 x 20 x 25
Screen House weight	10.8 kg
Total Weight	12.8 kg
Matting***	A1102-03

The quickest and easiest shelter / gazebo on the market



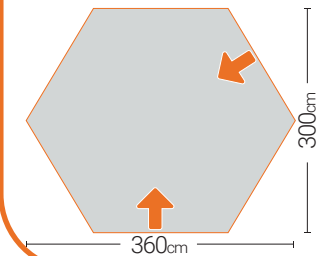
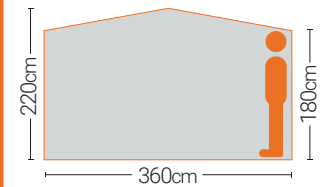
Pitch Time
1 min

POLED
Instant Shelter



Find out More

SCAN ME



SCREEN HOUSE 6 PRO

Features
 | Quest Tec210 lightweight fabric. | Waterproof roof. | Single person pitch. | Lightweight. | 60 seconds to erect. | UV 50+ protection. | Premium NoChill mesh PRO panels. | Premium hub system | Accessory zip. | Zip down side panels with windows and external blinds. | Extra pegging points. | Storm straps. | Zip together double doors. | 2 SH6 pro's can be zipped together. | 2 Doors | Zipped carry bag. |



The quickest and easiest quick erect shelter available today. This is the original screen house with the added pro features of zip down sides, windows, blinds and the accessory zip.

One Person - One Minute - It is that Easy !

Item Code	A3005
Size (cm)	360 x 300
Height (cm)	180 - 220
Pack size (cm)	185 x 25 x 25
Screen House weight	15 kg.
Total Weight	18 kg.
Matting***	N/A

The quickest and easiest shelter / gazebo on the market

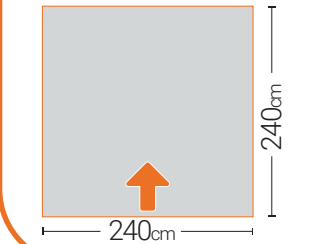
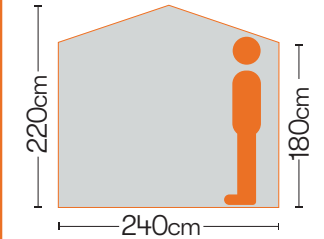
 Pitch Time
1 min

POLED
Instant Shelter



Find out More

SCAN ME



SCREEN HOUSE 4

Features

- | Quest Tec210 lightweight fabric. | Waterproof roof. | Single person pitch. | Lightweight. | 60 seconds to erect. | UV 50+ protection. | Premium NoChill mesh PRO panels. | Premium hub system. | Extra pegging points. | Storm straps. | Zip together double doors. | Zipped carry bag. | Quick drying. |



The original quick erect shelter available. It's years of constant development puts it ahead of the competition in features, performance and reliability and still the quickest and easiest to use,

One Person - One Minute - It is that Easy !

Item Code	120053
Size (cm)	240 x 240
Height (cm)	180 - 220
Pack size (cm)	173 x 15 x 15
Screen House weight	8.5 kg.
Total Weight	10.5 kg.
Matting***	A1102-03

The quickest and easiest shelter / gazebo on the market

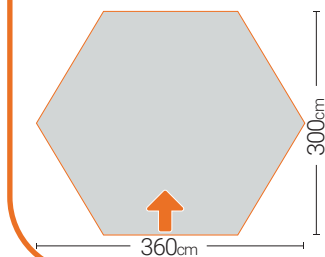
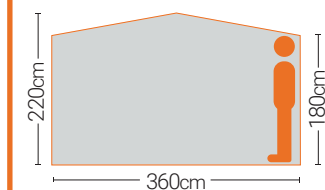
 Pitch Time
1 min

POLED
Instant Shelter



Find out More

SCAN ME



SCREEN HOUSE 6



The original quick erect shelter available. It's years of constant development puts it ahead of the competition in features, performance and reliability and still the quickest and easiest to use,

One Person - One Minute - It is that Easy !

Features

- | Quest Tec210 lightweight fabric. | Waterproof roof. | Single person pitch. | Lightweight. | 60 seconds to erect. | UV 50+ protection. | Premium NoChill mesh PRO panels. | Premium hub system. | Extra pegging points. | Storm straps. | Zip together double doors. | Zipped carry bag. | Quick drying. |

Item Code	120051
Size (cm)	360 x 300
Height (cm)	180 - 220
Pack size (cm)	185 x 18 x 18
Screen House weight	12.5 kg.
Total Weight	15.5 kg.
Matting***	N/A

***The matting is shown on page 46

The quickest and easiest mini shelter on the market

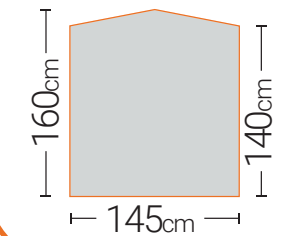
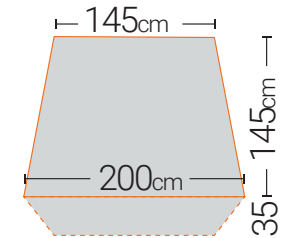
 Pitch Time
1 min

POLED
Instant Shelter



Find out More

Scan me



SCREEN HOUSE MINI



Quest Tec 150
Lightweight, Performance Fabric



Premium Hub System



Single Person Pitch
So easy, it only takes one to pitch



60 Seconds To Erect



U.V. 50+
Protection from the Sun

The mini version of the best selling, original Screen House 4. Just as easy and quick to use, but smaller in size and pack size. Perfect for a fishing bivvi, beach shelter or just taking down the park, festival or outdoor gig.

One Person - One Minute - It is that Easy !

Features

- | Quest Tec75 very lightweight fabric. | Single person pitch. | Very lightweight. | Small pack size. | 60 seconds to erect. | UV 50+ protection. | Premium NoChill mesh PRO panels. | Built in groundsheet. | Premium hub system. | Storm straps. | Stable style door. | Zipped carry bag. | Quick drying. |

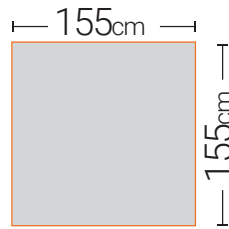

Item Code	A5503
Size	145 x 145 (+38) cm
Height	140 - 160 cm
Pack size	105 x 12 x 12 cm
Total weight	4.3 kg
Matting***	N/A

***The matting is shown on page 46



Find out More

SCAN ME



INSTANT UTILITY

The instant utility is the perfect multi-use utility tent. Firstly there is nothing to put together or assemble. It features the zero tension frame which you just unfold and click into place, making it easy to do, even for just one person. It is perfect for use as a toilet tent, great as a shower tent, a storage tent, the list goes on. Tall enough for you to stand up in the instant utility is a great addition to anyone's equipment list.

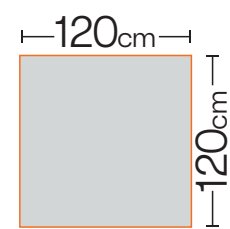
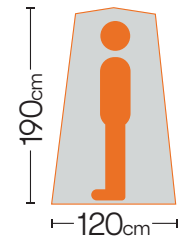
Features

- | Quest Tec75 very lightweight fabric. | Single person pitch. | Very lightweight. | 120 seconds to erect. | Toggle away floor. | Utility shelf. | UV 50+ protection. | Zero tension frame. | Small pack size | Zipped carry bag.



Find out More

SCAN ME



POP UP TOILET

The pop up toilet tent, is as its name suggest a simple, no fuss pop up toilet tent. Simply take it out of the bag, let it go and the tent will pop up in a few seconds, peg it down and you are ready to go.

Nothing could be simpler. Zip door to the front for easy access, perfect for use as a toilet tent or an instant changing room.

Features

- | Extremely lightweight fabric. | Single person pitch. | Only seconds to erect. | Multiple uses. | No floor for easy cleaning. | Small pack size | Zipped carry bag.



A5505 : Screen House Pro Vehicle connector

SCREEN HOUSE EXTRAS

Screen House Pro Vehicle Connector

Built to fit the Screen House Pro the vehicle connector is designed to connect your screen house to a vehicle. It connects to vehicles between 180 and 210cm and simply zips onto the existing accessory zip and instantly gives you tunnel connector with two doors on. The connector features double beading (4 and 6mm) on to allow fitting into an awning channel, or use with a drive away kit, The vehicle connector can also be used on its own on your vehicle to give you a sheltered cover over your door and can even have the canopy zipped to the front of it to give you a canopy and cover over your door.

Screen House Pro Canopy

The Screen House Pro canopy fits both the Screen House 4 Pro and Screen House 6 Pro. It simply zips onto the existing accessory zip

on your screen house pro in seconds and instantly gives you a large canopied area to the front. It comes with storm straps and pegs so there is nothing extra you need. The fibreglass pole at the front of the canopy can be pegged in different positions (further in or out) to higher or lower the canopy and to change the shape of the canopy.

Screen House Side Walls

The Screen House side walls are sold in pairs and they are used to give extra weather protection when the weather is bad or extra shade when the sun is out, or extra cover from the wind and rain when the weather is worse. They only take seconds to put on and can also be used (in conjunction with the universal canopy pole kit) as an additional sun shade on the side of your screen house.

Find out More

Scan me



A5504 : Screen House Pro Canopy



120052G : Screen House 6 Side Walls

120054G : Screen House 4 Side Walls

Pitch Times

1 person : 15 mins
2 people : 10 mins

Modular - can be increased to any size.

POLED
Wind Break



Find out More

Scan me



Item Code	A1020	A1021
Model	Main Unit	Add on panel
Panels	3	1
Size	480 x 140	160 x 140 cm
Pack size	110 x 25 x 15 cm	110 x 15 x 10 cm
Weight	6 kg	1.8 kg

Item Code	A1022	A1043
Model	Door	Canopy
Panels	N/A	N/A
Size	80 x 140 cm	160 x 160 cm
Pack size	110 x 8 x 8 cm	80 x 10 x 10 cm
Weight	1.2 kg	1.5 kg

The image above shows the windshield pro, door panel and additional panel all together.

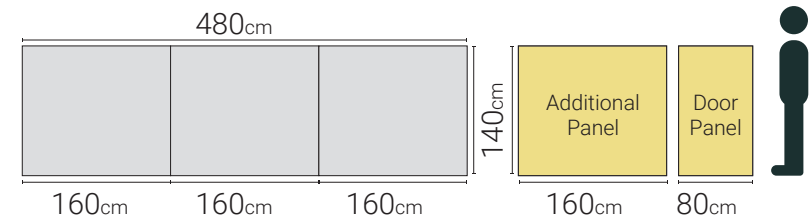
WINDSHIELD PRO



A premium, modular windbreak system that can be extended to any size. You can add extra panels, doors, canopies or connect main units together. All this in a very small pack size, very lightweight and one of the strongest and more secure frame systems available.

Features


- | HydroDore SL Pro lightweight fabric. | Single person pitch. | Very lightweight.
- | Very small pack size. | Dog guard option. | No guy lines. | Strong & secure frame system (patented).
- | Viewing windows. | Extendable to any size. | Can be connected directly to a caravan. | Can be connected to any other windshield pro. | Zipped carry bag. | Quick drying. |



Pitch Times
 1 person : 5 mins
 2 people : 3 min

Modular - can be increased to any size.

AIR Wind Break



Find out More

Scan me



Item Code	A1038	A1039
Model	500	160
Panels	3	1
Size	500 x 140 cm	160 x 140 cm
Pack size	77 x 33 x 26 cm	53 x 20 x 18 cm
Weight	7.75 kg	2.4 kg

Item Code	A1038D
Model	Door
Panels	1
Size	80 x 140 cm
Pack size	52 x 14 x 14 cm
Weight	1.5 kg

Falcon Airshield 3 zipped to the door, plus the 1 panel shown zipped together

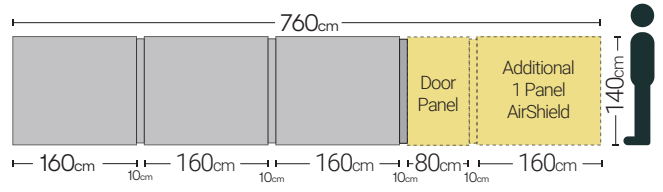
FALCON | AirShield



A modular air windbreak system. You can have as many or as few panels as you want, simply add as many panels together as you like. You can also put a door in anywhere and each panel can be adjusted to its own angle.

Features

- | Quest Tec150 lightweight performance fabric. | Falcon Air Tech Air System. | Lightweight. | Single person pitch. | Small pack size. | Dual inflation points.
- | Independent panels. | UV 50+ Protection. | Viewing windows. | Each panel zips together. | Extendable to any size. | Use as many or as few panels as you want. | Main unit comes with its own pump. | Each panel can be angled to allow for different shapes when pitching | Comes with caravan awning channel connector to allow direct connection to your caravan. |




Pitch Times

1 person : 15 mins
2 people : 10 mins

Extremely
lightweight
and Tiny
pack size

POLED
Wind Break



Find out More

SCAN
ME



Item Code	A1037
Panels	3
Size	500 x 140 cm
Pack size	57 x 14 x 11 cm
Weight	2 kg

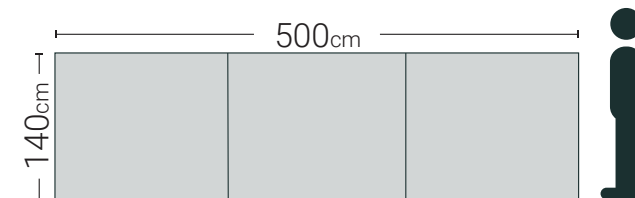
FALCON 500



Features

- | Quest Tec75 very lightweight fabric.
- | Single person pitch.
- | Very small pack size.
- | Very lightweight.
- | Quick drying.
- | Viewing windows.
- | Guy lines.
- | Zipped carry bag.

An entry level windbreak. Extremely lightweight, metal poles and guylines. Quick easy and great value for money. It even comes in its own zipped carry bag so putting it away and storing it is also easy.



Pitch Times

1 person : 6 mins
2 people : 4 min

Modular - can be increased to any size.

POLED
Wind Break

Find out More

SCAN ME




Item Code	A5512
Model	Three
Panels	3
Size	540 x 180 cm
Pack size	134 x 18 x 18 cm
Weight	8 kg

Item Code	A5510
Model	One
Panels	1
Size	180 x 180 cm
Pack size	134 x 12 x 12 cm
Weight	3.1 kg

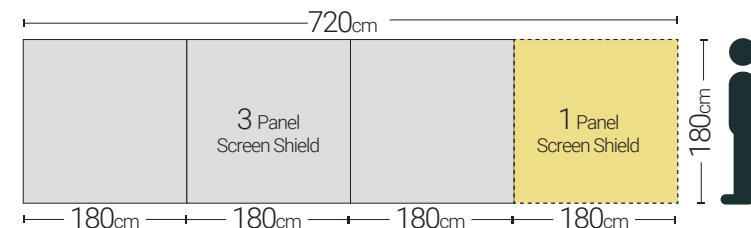
SCREEN SHIELD

Features

- | Quest Tec210 lightweight fabric. | Single person pitch. | Extendable. | UV 50+ Protection. | Premium hub system. | Quick drying. | Viewing windows. | Guy lines. | Zipped carry bag. | Aluminium stability pole included. |



This is a modular windbreak system based on the best selling Screen House shelters. It uses the same excellent, reliable and strong premium hub system making it easy to use. It can be extended by simply zipping together the panels you want allowing it to extend to any size.



Pitch Times

1 person :
5 - 10 mins

4 - 8 Poles
228 - 457 cm
in length.

POLED
Wind Break



Find out More

SCAN
ME



Item Code	1440
Panels	4
Size	121 x 230 cm

Item Code	1442
Panels	5
Size	145 x 275 cm

Item Code	1445
Panels	6
Size	145 x 335 cm

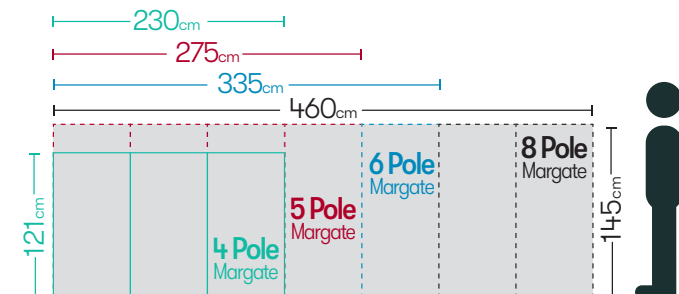
Item Code	1446
Panels	8
Size	145 x 460 cm

MARGATE


Features

| Very lightweight. | Single person pitch. | Wooden poles. | No fuss. | Easy to use. | Quick drying. | Pole tops for added durability. | Extremely good value for money. | Multiple sizes available. |

The classic beach or entry level windbreak. Bright colours, no fuss, simple wooden poles you hammer into the ground. Everyone has seen them, used them either by themselves or with memories of beach holidays gone by.



ACCESSORIES | Add that little extra.....



Marrakesh Matting

- Excellent durable outdoor matting
- Breathable, padded, comfortable, hard wearing outdoor carpet.
- Can be used outdoors, indoors, in the heat, cold or wet.
- Perfect for all indoor and outdoor activities : Awnings | Tents | Patios | Gardens | Conservatories | Playroom | Poolside | Exercise | Picnic | Beach | Trips to the Park | and so much more.

Item Code	A1102-01	A1102-02	A1102-03	A1102-04	A1102-05
Size	250 x 200 cm	180 x 250 cm	250 x 250 cm	250 x 300 cm	250 x 330 cm
Packed	84 x 55 x 8	61 x 55 x 8 cm	84 x 55 x 10 cm	84 x 55 x 11 cm	84 x 55 x 12 cm
Weight	2.1 kg	1.5 kg	2.62 kg	3.15 kg	3.47 kg


Item Code	A1102-07	A1102-09	A1102-11	A1102-13	A1102-15	A1102-17	A1102-19	A1102-21	A1102-23	A1102-25	A1102-27
Size	250 x 350 cm	250 x 370 cm	250 x 400 cm	250 x 450 cm	250 x 500 cm	250 x 550 cm	250 x 600 cm	250 x 650 cm	250 x 700cm	250 x 750cm	250 x 800cm
Packed	84 x 55 x 13 cm	84 x 55 x 14 cm	84 x 55 x 15 cm	84 x 55 x 16 cm	84 x 55 x 17 cm	84 x 55 x 18 cm	84 x 55 x 20 cm	84 x 55 x 22 cm	84 x 55 x 24 cm	84 x 55 x 26 cm	84 x 55 x 28 cm
Weight	3.68 kg	3.89 kg	4.2 kg	4.73 kg	5.25 kg	5.78 kg	6.3 kg	6.83 kg	7.35 kg	7.88 kg	8.4 kg



Electric Pump

Cat No A0051

- 12V Power • LCD Screen
- Inflates and deflates
- Screw in adapters for a better fit • Automatic shut off • Simply set the pressure and press go



SuperNova LED Lights

Cat No E0082N (main unit) |

Cat No E0083N (extension)

- Superbright LED - 1200 lumens • IP56 Outdoor use
- Dimmable • 240 or 12v Use
- Remote Control
- Can be linked up to two other SuperNova lights

ACCESSORIES

Add that little extra.....



Pop up inner tent Cat No A1002

- Universal use • Free standing and pops up in seconds
- Size : 188 x 170 cm.
- Height: 135 cm.
- Packed : 75 x 75 x 10 cm.
- Weight : 2.3 kg.



3 Berth Universal Inner Cat No 4068

- Universal inner tent that fits many different models.
- Breathable upper fabric
- PVC Floor • Zipped door
- Built in ventilation
- Size: 200 x 180 cm.



Vega Inner Tent Cat No A0420IT

- Designed for the Vega awning • Hangs in place and pegged to the ground, or clipped into groundsheet
- Breathable material
- PVC floor • Zipped door
- Ventilation built in



Universal Annex Inner Cat No A0089IT


- Designed for the universal annex • Simply hangs in place and pegged to the ground.
- Breathable material
- PVC floor • Zipped door
- Ventilation built in



Fitted Groundsheets

- Cat No A0401GS : Orion
- Cat No A0410GS : Neptune


- Premium quality rubberised, soft touch material
- Fully tubbed groundsheet with toggle down doors
- Velcro's in place (all the way around)



Easy Lock Floor Tiles


Cat No A340093

- Screw locks makes these stronger than its rivals
- Premium quality
- Easy to use
- Universal use
- Very strong grip
- Size: 8.5 x 3 x 3cm.



Deluxe Drive Away Kits

- Easy disconnection from a vehicle • No need to unpeg
- **A2060**: 4 - 6 mm (3m)
- **A2062**: 6 - 6 mm (3m)
- **A2064**: Dual (3m)
- **A2065**: Dual (4m)



Magnetic Drive Away Kit

Cat No A2052

- Makes connecting and disconnecting from a motor home easier
- Can be used on both 4 and 6mm connections
- Universal use
- Length: 285 cm
- Weight: 1.7 kg



Canopy pole kit

Cat No A0015

- Create a sun canopy on your existing awning
- Simple and easy to use
- The kit consists of : 2 x poles, 2 x guylines and 2 x pegs

miriad QUEST

leisure products



twitter.com/questleisure



facebook.com/questleisure



youtube.com/questleisure



instagram.com/questleisure