



Welcome
to your instructions

A1037 : Falcon 500 windbreak

A1037 : Falcon 500 windbreak full instructions

Thank you for purchasing this product. At Quest we take every care to ensure that the product fulfills your expectations. We hope you enjoy using this product.


General Use

Failure to follow the general use instructions below could lead to damage to the windbreak or injury to your person. Always read and follow these instructions when using the product.

- Always ensure that the poles are in the correct position before usage.
- Always ensure all poles remain in contact with the ground and take extra care when using the windbreak on uneven ground as this can lead the windbreak, leaning or moving about.
- This windbreak should be put away dry.
- Do not force the product at any time, it will go together without the need for undue force.
- Do not leave outside in severe weather conditions.
- Please retain all information for further reference

Quest manual download site

The quest manual download site can be found at the url or the QR code below



<http://www.questleisure.com/manuals>.

A1037 : Falcon 500 windbreak full instructions

Putting the windbreak up

- Take the windbreak from the bag and lay onto the ground. (image 1)
- Put the poles together and once together slide them into the sleeves on the windbreak. (image 2)
- Ensure that the spiked end of the pole is pointing upwards and goes tough the eyelet (image 3) and the round end of the pole is at the bottom (image 4)
- Starting at the end of the windbreak, take two guylines and place the end of the pole into the ground, then attach the guylines to the top pin on the windbreak pole. Using the guylines keep the pole in position by pegging each guyline out in opposite directions. (image 5)
- Repeat along each pole in the windbreak.
- You can also peg the bottom of the windbreak using the provided pegs as shown in image 6

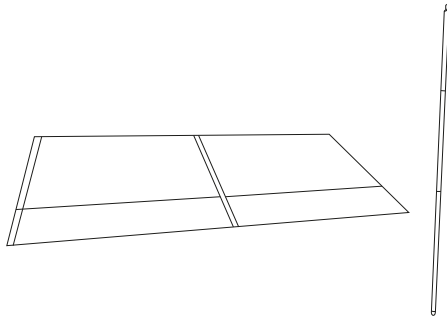


Image 1

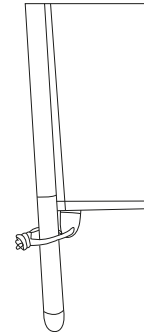


Image 4




Image 2

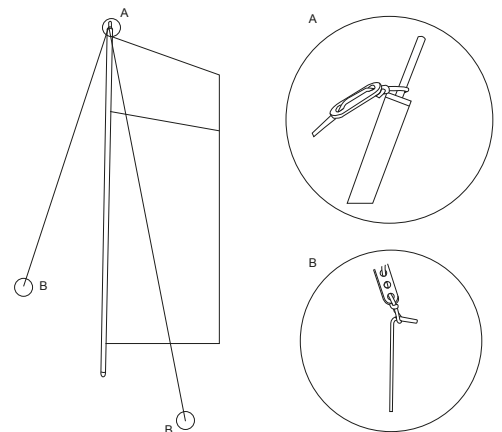


Image 5

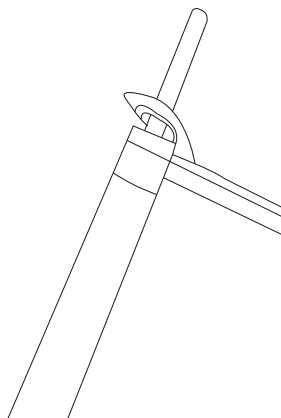


Image 3

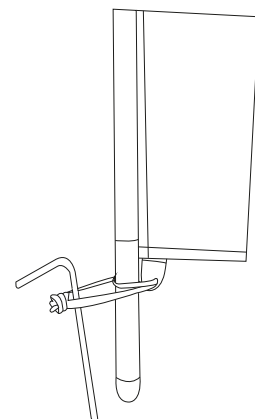


Image 6

A1037 : Falcon 500 windbreak full instructions

Storage

To help keep your product looking newer for longer and prolong the life and use of the product, we recommended that the product is covered when not in use.

if this product is put away wet at the end of its use, you must take it out of the bag and dry it before storing it away for any length of time.

If the product is not going to be used for an extended period (such as a winter period) we recommend that it is carefully folded away and stored in a clean, dry and free from damp location.

Care and Cleaning Instructions

Never use and harsh or abrasive cleaners or brushes when cleaning this product as the poles and fabric may be damaged when doing so.

Never fold and put the product away when wet as this can trap water in the product, which can lead to mould and mildew build up.

- **Fabric** : We recommend using a dedicated fabric cleaner for the fabric, if one is not available simply warm soapy water. After it has been cleaned, rinse with clean water to make sure there's no soap or cleaner left inside the fabric. Once rinsed allow the product to dry naturally before folding away and storing.
- **Poles** : First allow any dirt to dry and brush with a soft brush to remove loose dirt. Once this is done wipe the frame down with warm soapy water and a soft cloth. Once cleaned allow to dry naturally before storing away.

A1037 : Falcon 500 windbreak full instructions

Warranty : 12 Months (1 Year) warranty.

Warranty Claim

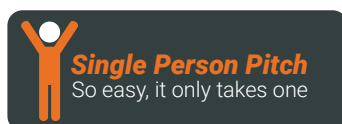
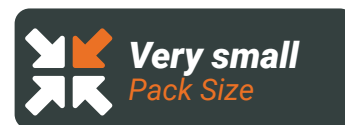
- In the unlikely event of a warranty claim, you must contact your retailer.
- If you have not registered your product, first fill out the registration form overleaf and take this with you when you go to your retailer.
- Take the product to your retailer that you purchased it from along with your proof of purchase and explain the issue with the retailer.
- The retailer will then check the product and get in touch with the wholesaler or manufacturer.
- The retailer will keep you informed of the progress of the claim.
- The wholesaler or manufacturer will not (unless under special circumstances) get in touch with you as all information will be passed back directly to the retailer.

Warranty Information

- This product comes with a full 12 month manufacturers defect warranty and covers any manufacturers defects for one (1) year from the date of the original purchase. It does not cover any damage occurred though:
 - The product falling, being dropped, scratched or damaged in any way.
 - The product has been technically changed by the owner or another third party
 - Improper use of the product.
 - Normal wear and tear - which includes (but is not limited to): colour fading, wearing, stretching.
 - Weather damage - which includes (but is not limited to) U.V. degradation and colour changing.
- The affected part will be replaced or repaired (manufacturers option) if they are found to be defective within the one (1) year time frame.
- The warranty will be void if the product has been subject to neglect, misuse, improper installation, misapplication, alteration or accident including, but not limited to, improper installation, maintenance or use of unauthorised parts or attachments.
- Damage caused by not following the instruction manual in full will invalidate the warranty, if this results in consequential damages, Quest will not be liable for these damages or any costs incurred due to these damages.
- Quest will not be liable for material damage or personal injury caused by improper use or if the safety instructions are not properly executed in full.
- All claims must be made through the retailer you purchased the product from and not direct with the wholesaler or manufacturer.
- Warranty claims cannot be honoured without an original dated receipt and or proof of purchase.
- By executing repairs the original warranty period of one (1) year will not be extended, nor the right to a complied new warranty. This warranty is only legal on European soil.
- This warranty does not overrule the European directive 2011/83/EU.
- This product may not be amended or changed.

A1037 : Falcon 500 windbreak full instructions

This Falcon 500 windbreak is part of the **Quest falcon and Lakeland** range of products. These ranges includes the following items that are matched with your product.



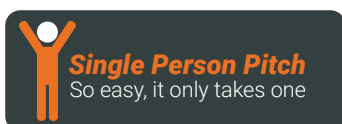
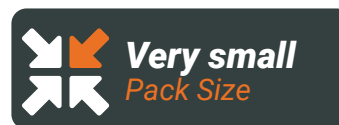

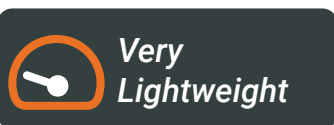
Cat No A3500

Falcon 220 Porch Awning

- Minimal quick-fit steel and fibreglass frame • Quest Tec75 lightweight awning fabric • Single person pitch
- Size: 220 x 235 • Height: 235 - 250 cm • Packed size: 78 x 21 x 21 cm
- Awning weight: 3.9 kg • Total weight: 9.2 kg.

A1037 : Falcon 500 windbreak full instructions

*This Falcon 500 windbreak is part of the **Quest falcon and Lakeland** range of products. These ranges includes the following items that are matched with your product.*



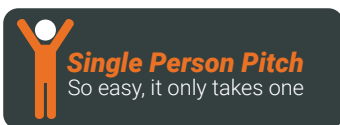
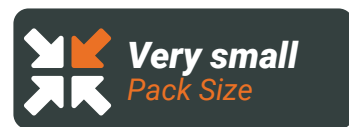

Cat No A3501

Falcon 260 Porch Awning

- Minimal quick-fit steel and fibreglass frame • Quest Tec75 lightweight awning fabric • Single person pitch
- Size: 260 x 235 • Height: 235 - 250 cm • Packed size: 79 x 22 x 22 cm
- Awning weight: 4.3 kg. • Total weight: 9.5 kg.

A1037 : Falcon 500 windbreak full instructions

This Falcon 500 windbreak is part of the **Quest falcon and Lakeland** range of products. These ranges includes the following items that are matched with your product.



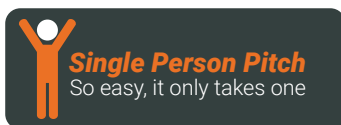
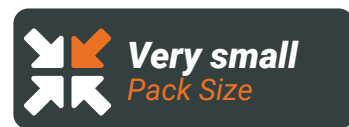

Cat No A3502

Falcon 325 Porch Awning

- Minimal quick-fit steel and fibreglass frame • Quest Tec75 lightweight awning fabric • Single person pitch
- Size: 325 x 235 • Height: 235 - 250 cm • Packed size: 79 x 24 x 24 cm
- Awning weight: 4.7 kg. • Total weight: 9.8 kg.

A1037 : Falcon 500 windbreak full instructions

This Falcon 500 windbreak is part of the **Quest falcon and Lakeland** range of products. These ranges includes the following items that are matched with your product.



Cat No A3503

Falcon 390 Porch Awning

- Minimal quick-fit steel and fibreglass frame • Quest Tec75 lightweight awning fabric • Single person pitch
- Size: 390 x 235 • Height: 235 - 250 cm • Packed size: 90 x 26 x 26 cm
- Awning weight: 5.1 kg. • Total weight: 10.1 kg.

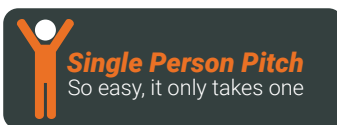
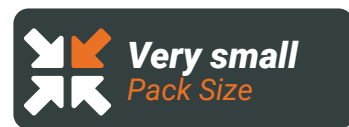

A1037 : Falcon 500 windbreak full instructions

This Falcon 500 windbreak is part of the **Quest falcon and Lakeland** range of products. These ranges includes the following items that are matched with your product.



Built in drive away kit

Zip on & off tunnel and dual 4mm and 6mm beading means no drive away kit required and a better fit.



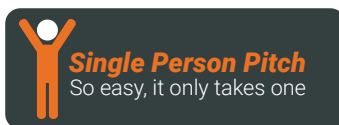
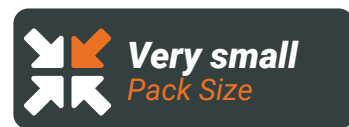

Cat No A3507

Falcon 325 Drive Away (low top) Awning

- Minimal quick-fit steel and fibreglass frame • Quest Tec75 lightweight awning fabric • Single person pitch
- Size: 325 x 340 x 210 cm • Vehicle connection Height: 180 - 210 cm
- Packed size: 80 x 28 x 28 cm • Awning weight: 7 kg • Total weight: 11.9 kg.

A1037 : Falcon 500 windbreak full instructions

This Falcon 500 windbreak is part of the **Quest falcon and Lakeland** range of products. These ranges includes the following items that are matched with your product.



Cat No A3508

Falcon 325 Drive Away (high top) Awning

- Minimal quick-fit steel and fibreglass frame • Quest Tec75 lightweight awning fabric • Single person pitch
- Size: 325 x 340 x 210 cm • Vehicle connection Height: 240 - 270 cm
- Packed size: 80 x 28 x 28 cm • Awning weight: 7 kg • Total weight: 11.9 kg.

A1037 : Falcon 500 windbreak full instructions

*This Falcon 500 windbreak is part of the **Quest falcon and Lakeland** range of products. These ranges includes the following items that are matched with your product.*



Cat No A1037

Falcon 500 Windbreak

- Strong steel frame • Quest Tec75 lightweight awning fabric • Very lightweight • Deluxe carry bag
- Size: 500 x 140 cm • Packed size: 57 x 14 x 11 cm • Weight: 1.94 kg.

A1037 : Falcon 500 windbreak full instructions

*This Falcon 500 windbreak is part of the **Quest falcon and Lakeland** range of products. These ranges includes the following items that are matched with your product.*

Removable
**foot
rest**

Patented
**Frame
system**



Q-Tex Weave
Strong, durable and fully stitched...



Cat No F2071

Ambleside relaxer

- Powder coated steel frame • Q-tex weave deluxe fabric • Soft feel fabric for extra comfort
- Detachable footrest • Size (without rest): 85 x 54 x 90 cm. • Seat height: 40 cm.
- Size (with rest): 85 x 115 x 90 cm. • Seat width: 56 cm.
- Folded: 22 x 16 x 95cm. • Weight: 4.5kg • Max load: 120kg.

A1037 : Falcon 500 windbreak full instructions

*This Falcon 500 windbreak is part of the **Quest falcon and Lakeland** range of products. These ranges includes the following items that are matched with your product.*

Unique
Swivel
back rest

Patented
Frame
system



Q-Tex Weave
Strong, durable and fully stitched...

Cat No F2072

Grassmere swivel back chair

- Powder coated steel frame • Q-tex weave deluxe fabric • Soft feel fabric for extra comfort • Carry bag
- Size: 85 x 49 x 86 cm. • Folded: 20 x 20 x 90 cm. • Seat height: 40 cm. • Seat width: 54 cm.
- Weight: 3.68 kg • Max load: 120 kg.

A1037 : Falcon 500 windbreak full instructions


*This Falcon 500 windbreak is part of the **Quest falcon and Lakeland** range of products. These ranges includes the following items that are matched with your product.*



Cat No K0400

Coniston ice bag

- Handle straps • Netted side & Zipped front pocket
- Wipe clean • Dual zips
- Thick waterproof thermal insulation
- Weight: 0.87 kg.
- Size: 44 x 32 x 34 cm. • Folded: 44 x 7 x 37 cm.



Cat No K0404

Eskdale picnic rug

- Comfortable roll away picnic mat
- 3 Layer performance • Durable EPE base
- Soft foam middle layer
- Comfortable flannelet top layer
- Weight: 0.57 kg.
- Size: 150 x 135 cm.
- Folded: 19 x 45 x 13 cm.



Cat No K0403

Gosforth 4 Person picnic set

- Backpack • Cutlery set • Picnic rug
- Shoulder straps • Insulated bottle holder
- Insulated storage section
- Waterproof bottom panel
- Cutlery set consist of: 4 x plates, knives, forks, spoons, mugs and napkins plus a bottle opener
- Size: 40 x 32 x 20 cm.
- Weight: 2.6 kg.



...outdoor leisure, home & garden



www.twitter.com/questleisure



www.facebook.com/questleisure



www.youtube.com/questleisure

Email: info@questleisure.com • **Web:** www.questleisure.com