



Welcome
to your instructions

F1321 : Naples Pro Recline

F1321 : Naples Pro recline full instructions

Thank you for purchasing this product. At Quest we take every care to ensure that the product fulfills your expectations. We hope you enjoy using this product.

A small rectangular logo with a red border, containing the text "QUEST ELITE" in white and "F1321" in smaller text below it.


General Use

Failure to follow the general use instructions below could lead to damage to the chair or injury to your person. Always read and follow these instructions when using the product.

- Always ensure that the arms are locked in position before leaning against the back of the chair.
- Always ensure all legs remain in contact with the ground and take extra care when using the chair on uneven ground as this can lead the chair to move about.
- Children should always be under direct adult supervision when using this product and must not be allowed to operate any folding or adjustable mechanisms.
- Keep hands away from folding parts to prevent entrapment. Take care when opening, closing and or adjusting this product.
- Ensure that the side table is folded away before folding the chair.
- Do not force the product at any time, the product will fold away without the need for undue force.
- Do not leave outside in severe weather conditions.
- Please retain all information for further reference

F1321 : Naples Pro recline full instructions

Hang Tag Artwork : Below is a copy of the hang tag that came with your product. This is just for your reference and you should still keep the original that came with your product.




Recline

- **Q-Tex 2D mesh** - Soft extra comfortable, breathable & quick dry.
- All weather fabric.
- Slide out side table.
- Lightweight recliner.
- Electro-plated, hybrid frame.

3 Year Warranty

Quest Elite® Naples Pro range

Size: 59 x 69 x 114 cm.	Folded: 59 x 11 x 96 cm.
Seat Height: 44 cm.	Weight: 5.7 kg.
Seat Width: 49 cm.	Max Load: 120 kg.
	Side Table Max Load: 5 kg.




Quest manual download site
www.questleisure.com/manuals

Full Instructions
Instructions, warranty and additional information can be found on the Quest manual download site by using the QR code or website URL above.

Warranty : 36 Months warranty.

www.questleisure.com

Recline chair
Code: F1321



5 055924 808725

F1321 : Naples Pro recline full instructions

Folding and Unfolding

- Take the chair from the bag and stand the chair upright as shown (image 1), standing at the side of the chair with one hand on the back rest and one hand on the arm rest push these apart by pushing in opposite directions. Once the chair has started to open make sure the two-arm rest are free from their locking position by just lifting each one slightly, then you will be able to push the chair fully open by pushing the back rest and arm in opposite directions. If the chair does not want to open as shown, then the arms may be pushed back too far and caught on the back rest. If this is the case, release the arms by moving them forward and then try again.
- When you have the chair open with the legs fully apart (image 2) you can pull the back rest up into the upright position and push the arms down to lock the back rest in place.
- Now slide the side table from under the chair and locate onto the locking pin on the side of the chair (images 3 - 5).
- When you want to adjust the back rest whilst sitting in the chair just lift the arms up slightly and push the back rest back or pull forward on the arms.
- When folding the chair make sure you unclip the side table and slide it back under the chair first.
- Then lifting both arms up slightly to release them from their locking position, pull arm on the arms rest and pull the back of the chair forward until the chair is closed, you might then need to fully close the chair by pushing the frame together.

You can also follow this process using the QR code below or going directly to the URL :

<https://youtu.be/ztAdyTgmKxY>



image 1



image 2



Video Link




image 3




image 4




image 5

F1321 : Naples Pro recline full instructions

Storage

To help keep your product looking newer for longer and prolong the life and use of the product, we recommended that the product is covered when not in use.

If the product is not going to be used for an extended period (such as a winter period) we recommend that it is carefully folded away and stored in a clean, dry and free from damp location.

Care and Cleaning Instructions

Never use and harsh or abrasive cleaners or brushes when cleaning this product as the frame and fabric may be damaged when doing so.

Never fold and put the product away when wet as this can trap water in the product, which can lead to mould and mildew build up.

- **Fabric** : We recommend using a dedicated fabric cleaner for the fabric, if one is not available simply warm soapy water. After it has been cleaned, rinse with clean water to make sure there's no soap or cleaner left inside the fabric. Once rinsed allow the product to dry naturally before folding away and storing.
- **Frame** : First allow any dirt to dry and brush with a soft brush to remove loose dirt. Once this is done wipe the frame down with warm soapy water and a soft cloth. Once cleaned allow to dry naturally before storing away.
- **Side Table (If applicable)** : Simply wipe the table down with warm soapy water and a soft cloth. Once cleaned dry with a towel or soft cloth afterwards.

F1321 : Naples Pro recline full instructions

Warranty : 36 Months (3 Years) warranty.

Warranty Claim

- In the unlikely event of a warranty claim, you must contact your retailer.
- If you have not registered your product, first fill out the registration form overleaf and take this with you when you go to your retailer.
- Take the product to your retailer that you purchased it from along with your proof of purchase and explain the issue with the retailer.
- The retailer will then check the product and get in touch with the wholesaler or manufacturer.
- The retailer will keep you informed of the progress of the claim.
- The wholesaler or manufacturer will not (unless under special circumstances) get in touch with you as all information will be passed back directly to the retailer.

Warranty Information

- This product comes with a full 36 month manufacturers defect warranty and covers any manufacturers defects for three (3) year from the date of the original purchase. It does not cover any damage occurred though:
 - The product falling or being dropped.
 - The product has been technically changed by the owner or another third party
 - Improper use of the product.
 - Normal wear and tear - which includes (but is not limited to): colour fading, wearing, stretching.
- The affected part will be replaced or repaired (manufacturers option) if they are found to be defective within the three (3) year time frame.
- The warranty will be void if the product has been subject to neglect, misuse, improper installation, misapplication, alteration or accident including, but not limited to, improper installation, maintenance or use of unauthorised parts or attachments.
- Damage caused by not following the instruction manual in full will invalidate the warranty, if this results in consequential damages, Quest will not be liable for these damages or any costs incurred due to these damages.
- Quest will not be liable for material damage or personal injury caused by improper use or if the safety instructions are not properly executed in full.
- All claims must be made through the retailer you purchased the product from and not direct with the wholesaler or manufacturer.
- Warranty claims cannot be honoured without an original dated receipt and or proof of purchase.
- By executing repairs the original warranty period of three (3) years will not be extended, nor the right to a complied new warranty. This warranty is only legal on European soil.
- This warranty does not overrule the European directive 2011/83/EU.
- This product may not be amended or changed.

F1321 : Naples Pro recline full instructions

*This Naples Pro chair is part of the **Quest Elite® Naples Pro** range of furniture. This range includes the following items that are matched with your product.*

Extra
Comfort
elastics

Exclusive
All weather
fabric

Exclusive
slide-out
table



Q-Tex 2D mesh

Breathable, cushioned, durability
and quick dry

Cat No F1323

Naples pro relax XL

- Premium, electro plated, lightweight aluminium frame • Adjustable padded head rest • Stepless, full recline
- All weather, breathable, cushioned, durable and quick dry Q-Tex 2D mesh stretch fabric.
- Size: 80 x 80 x 118 cm • Folded size: 80 x 15 x 95 cm • Seat height: 44 cm • Seat width: 57 cm
- Weight: 8.7 kg • Max load: 120 kg. • Side table max load: 5 kg.

F1321 : Naples Pro recline full instructions

*This Naples Pro chair is part of the **Quest Elite® Naples Pro** range of furniture. This range includes the following items that are matched with your product.*

Extra
Comfort
elastics

Exclusive
All weather
fabric

Exclusive
slide-out
table



Q-Tex 2D mesh

Breathable, cushioned, durability
and quick dry

Cat No F1322

Naples pro comfort

- Premium, electro plated, lightweight aluminium frame • Adjustable padded head rest • Comfort elastics
- All weather, breathable, cushioned, durable and quick dry Q-Tex 2D mesh stretch fabric.
- Size: 63 x 70 x 120 cm • Folded size: 61 x 11 x 120 cm • Seat height: 46 cm • Seat width: 52 cm
- Weight: 5.9 kg • Max load: 120 kg. • Side table max load: 5 kg.

F1321 : Naples Pro recline full instructions

*This Naples Pro chair is part of the **Quest Elite® Naples Pro** range of furniture. This range includes the following items that are matched with your product.*

Adjustable
Padded
head rest

Exclusive
All weather
fabric

Exclusive
slide-out
table



Q-Tex 2D mesh

Breathable, cushioned, durability
and quick dry

Cat No F1321

Naples pro recline

- Premium, electro plated, lightweight hybrid frame • Adjustable padded head rest • Lightweight recliner
- All weather, breathable, cushioned, durable and quick dry Q-Tex 2D mesh stretch fabric.
- Size: 59 x 69 x 114 cm • Folded size: 59 x 11 x 96 cm • Seat height: 44 cm • Seat width: 49 cm
- Weight: 6.1 kg • Max load: 120 kg • Side table max load: 5 kg.

F1321 : Naples Pro recline full instructions

*This Naples Pro chair is part of the **Quest Elite® Naples Pro** range of furniture. This range includes the following items that are matched with your product.*

Extra high
Easy to
use

Padded
for extra
comfort

Exclusive
slide-out
table



**Q-Tex Padded
2D mesh**

Breathable, padded, durability
and extra comfort

Cat No F133016ST

Naples pro lounge

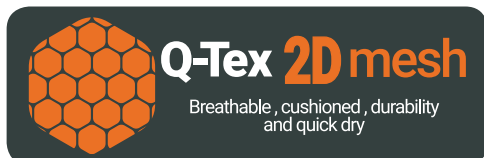
- Premium, electro plated, lightweight hybrid frame • Adjustable padded head rest • Ultra lightweight
- Soft, breathable, padded for extra comfort, durable and quick dry Q-Tex 2D mesh stretch fabric.
- Size (when up): 70 x 175 x 100 cm • Size (when flat): 70 x 200 x 50 cm • Seat height: 50 cm
- Seat width: 66 cm • Folded: 70 x 20 x 82 cm • Weight: 6.3kg • Max load: 120kg • Side table max load: 5 kg.

F1321 : Naples Pro recline full instructions

*This Naples Pro chair is part of the **Quest Elite® Naples Pro** range of furniture. This range includes the following items that are matched with your product.*

Exclusive
All weather
fabric

Extremely
light
weight



Cat No F1325

Naples pro rest

- Premium, electro plated, lightweight aluminium frame • Ultra lightweight • Turns your chair into a lounger
- All weather, breathable, cushioned, durable and quick dry Q-Tex 2D mesh stretch fabric.
- Size: 48 x 85 x 35 cm • Height: 44 cm • Folded size: 48 x 85 x 9 cm
- Weight: 1.23 kg • Max load: 30 kg.

F1321 : Naples Pro recline full instructions

*This Naples Pro chair is part of the **Quest Elite® Naples Pro** range of furniture. This range includes the following items that are matched with your product.*

All weather
Aluminium
frame

Exclusive
All weather
fabric

Exclusive
slide-out
tables



Q-Tex 2D mesh

Breathable, cushioned, durability
and quick dry

Cat No F1327

Naples pro bench

- Premium, electro plated, lightweight aluminium frame • Folds flat • Double slide out side tables
- All weather, breathable, cushioned, durable and quick dry Q-Tex 2D mesh stretch fabric.
- Seat height: 43cm. • Seat width: 105cm. • Size: 167 x 64 x 96cm. • Folded: 117 x 103 x 17cm.
- Weight: 10.4 kg • Max load: 200 (100 per seat) kg.

F1321 : Naples Pro recline full instructions

This Naples Pro chair is part of the **Quest Elite® Naples Pro** range of furniture. This range includes the following items that are matched with your product.



Cat No F1326

Naples pro swing

- Premium, electro plated, strong and stable steel frame • Adjustable canopy, U.V. coated for added protection
- Soft, breathable, padded for extra comfort, durable and quick dry Q-Tex 2D mesh stretch fabric.
- Seat height: 55 cm. • Seat width: 55 cm (each) : 153 cm (total). • Size: 195 x 125 x 170 cm.
- Max load: 210 (70 per seat) kg.

F1321 : Naples Pro recline full instructions

Along with the other items in the Naples Pro range there are other optional accessories available for your product.



Cat No 124900

Quest Elite® furniture bag

- New improved colour and more durable material
- Premium quality
- Complete with its own carry bag
- Can fit multiple chairs in one bag • Universal use
- Fabric: 600D Fabric • Size: 67 x 18 x 113 cm
- Weight: 1.1 kg



Cat No 118914DP

Clamp on sun shade

- Adjustable position • U.V. protection
- Universal use • Anti glare • Can be used on chairs, tables, prams, push chairs and more
- Canopy radius: 68.5 cm • Height: 105 cm
- Folded size: 7 x 7 x 94 cm
- Weight: 0.3 kg.



Cat No 124901

Quest Elite spare elastics

- Elasticated cord • Metal end caps
- Fits all relax and comfort chairs
- QTY: 4 cords (2 different lengths)
- Length: 36 inches and 72 inches



...outdoor leisure, home & garden



www.twitter.com/questleisure



www.facebook.com/questleisure



www.youtube.com/questleisure

Email: info@questleisure.com • **Web:** www.questleisure.com