



Welcome
to your instructions

F1326 : Naples Pro Swing

F1326 : Naples Pro swing instructions

Thank you for purchasing this product. At Quest we take every care to ensure that the product fulfills your expectations. We hope you enjoy using this product.

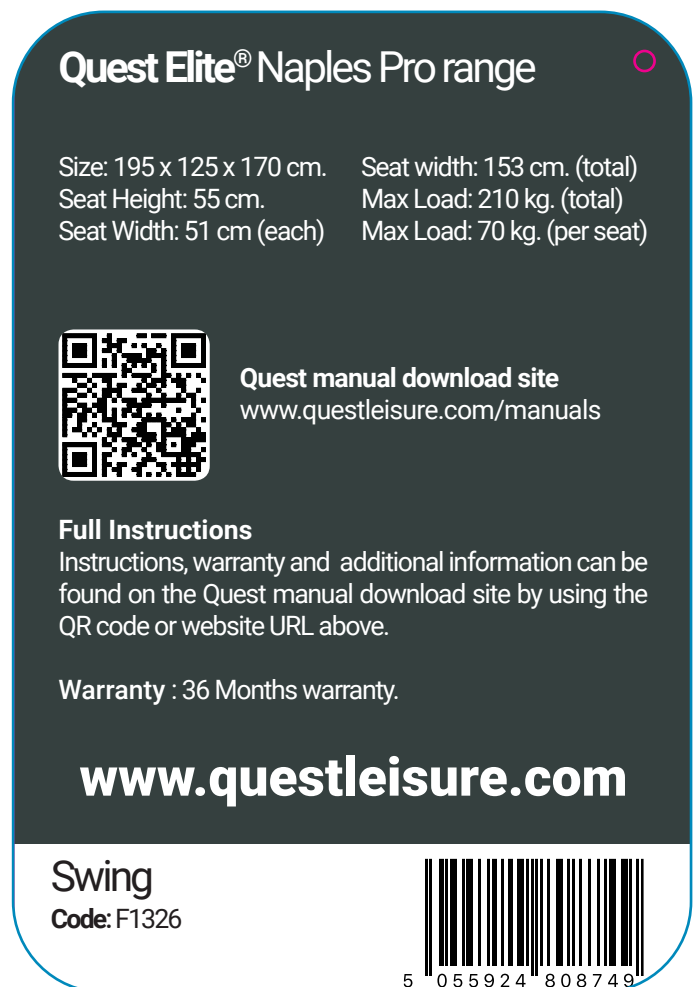
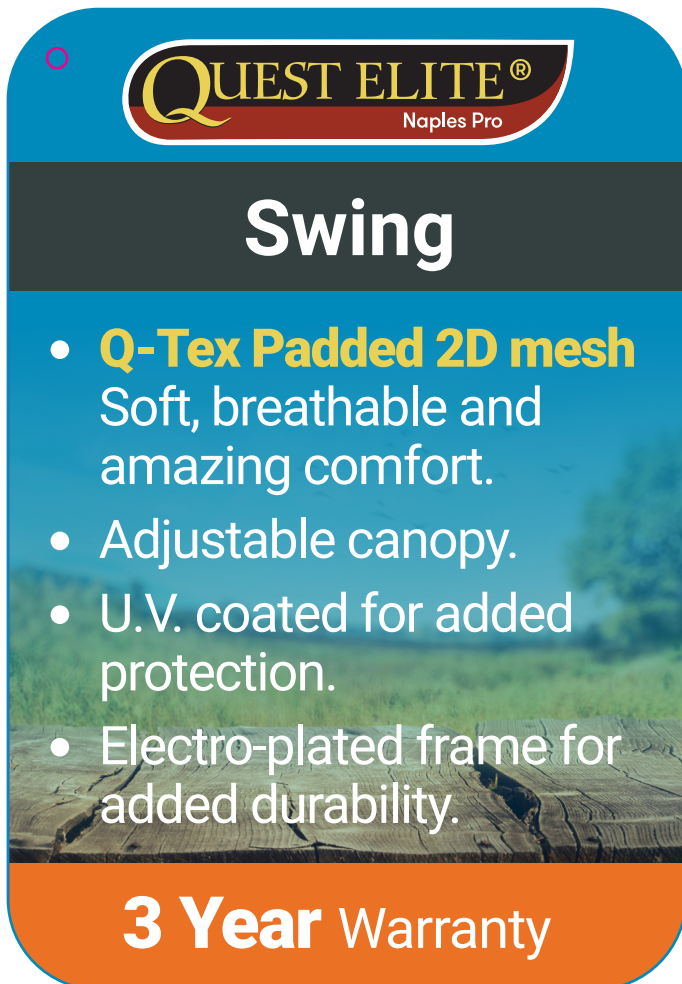
General Use

Failure to follow the general use instructions below could lead to damage to the chair or injury to your person. Always read and follow these instructions when using the product.

- **NEVER** use the leg rest to sit on. It is designed to be used as a leg rest and not a chair. If used as a chair you will invalidate your warranty.
- Always ensure all legs remain in contact with the ground and take extra care when using the rest on uneven ground as this can lead the chair to move about.
- Children should always be under direct adult supervision when using this product and must not be allowed to operate any folding or adjustable mechanisms.
- Keep hands away from folding parts to prevent entrapment. Take care when opening, closing and or adjusting this product.
- Do not force the product at any time, the product will fold away without the need for undue force.
- Do not leave outside in severe weather conditions.
- Please retain all information for further reference.


















F1326 : Naples Pro swing instructions


















Hang Tag Artwork : Below is a copy of the hang tag that came with your product. This is just for your reference and you should still keep the original that came with your product.



F1326 : Naples Pro swing instructions

Contents

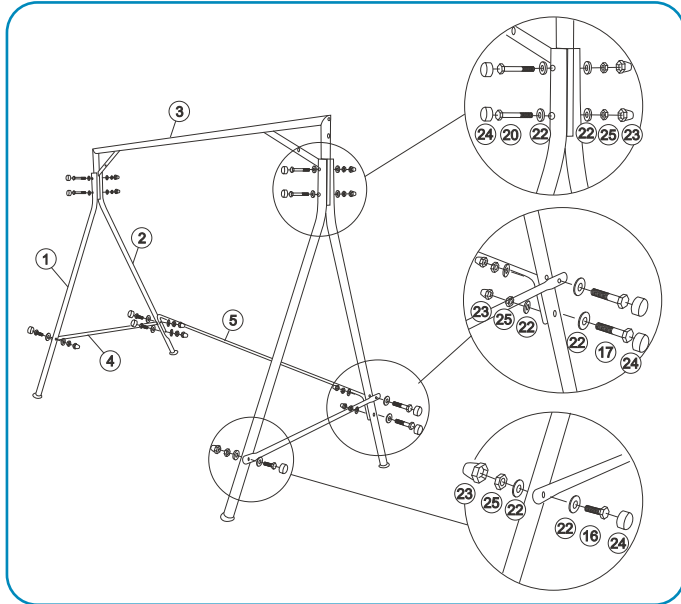
No	Image	Description	Qty
1		Front leg	2
2		Rear leg	2
3		Cross beam	1
4		Side leg brace	2
5		Back leg support brace	1
6		Arm rest (left)	1
7		Arm rest (right)	1
8		Seat and back	1
9		Cushion	3
10		Canopy sides	2
11		Canopy bars	2
12		Canopy	1
13		Seat swing arm (short)	2
14		Seat swing arm (long)	2
15		Bolt (M8x20)	2
16		Bolt (M8x55)	2
17		Bolt (M8x70)	4

18		Bolt (M8x85)	4
19		Bolt (M8x85)	4
20		Bolt (M8x95)	4
21		Bolt (M6x50)	2
22		Washer (M8)	30
23		Nut cap (M8)	14
24		Bolt cap (M8)	16
25		Nut (M8)	14
26		Canopy screw	2
27		Plastic spacer (M8x5.5)	4
28		Plastic spacer (M8x5)	4
29		Plastic spacer (M6x13)	2
30		Plastic spacer (M8x15)	2
31		Washer (M6)	2
32		Bolt cap (M6)	2
33		Spring	2
34		Spanner	2

F1326 : Naples Pro swing instructions

Assembly

To assemble your swing please follow the instructions below.



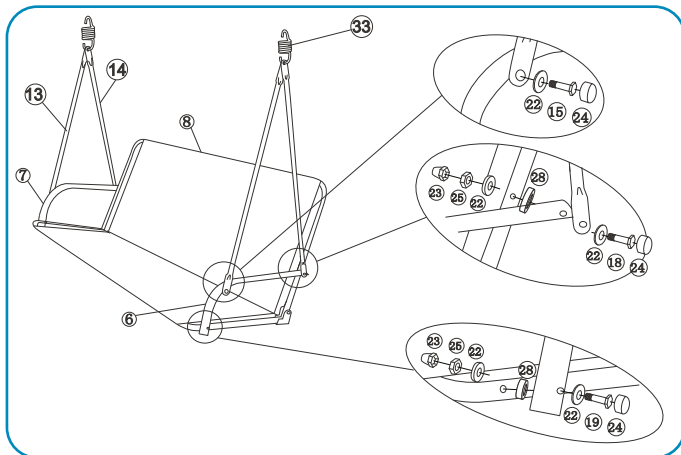
Stage 1 : Assembly the main frame

- Assemble the main frame as shown in the image above.



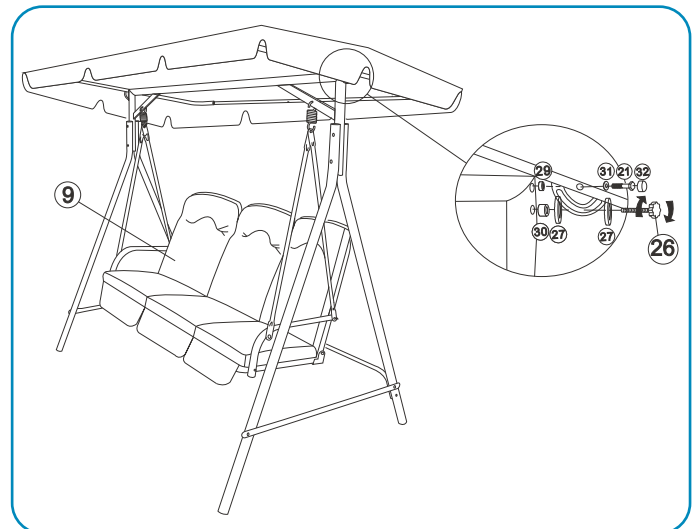
Stage 4 : Connect seat and frame

- Connect the seat to the frame using the springs as shown in the image above.



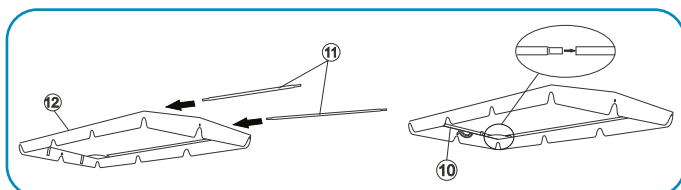
Stage 2 : Assembly the seat

- Assemble the seat as shown in the image above.



Stage 5 : Attach canopy and cushions

- Finally attach the canop as shown in the image above.
- Once complete the cushions are simply placed in place and held in place via the velcro strips.



Stage 3 : Assembly the canopy

- Assemble the canopy as shown in the image above.

F1326 : Naples Pro swing instructions

Warranty : 36 Months (3 Years) warranty.

Warranty Claim

- In the unlikely event of a warranty claim, you must contact your retailer.
- If you have not registered your product, first fill out the registration form overleaf and take this with you when you go to your retailer.
- Take the product to your retailer that you purchased it from along with your proof of purchase and explain the issue with the retailer.
- The retailer will then check the product and get in touch with the wholesaler or manufacturer.
- The retailer will keep you informed of the progress of the claim.
- The wholesaler or manufacturer will not (unless under special circumstances) get in touch with you as all information will be passed back directly to the retailer.

Warranty Information

- This product comes with a full 36 month manufacturers defect warranty and covers any manufacturers defects for three (3) year from the date of the original purchase. It does not cover any damage occurred though:
 - The product falling or being dropped.
 - The product has been technically changed by the owner or another third party
 - Improper use of the product.
 - Normal wear and tear - which includes (but is not limited to): colour fading, wearing, stretching.
- The affected part will be replaced or repaired (manufacturers option) if they are found to be defective within the three (3) year time frame.
- The warranty will be void if the product has been subject to neglect, misuse, improper installation, misapplication, alteration or accident including, but not limited to, improper installation, maintenance or use of unauthorised parts or attachments.
- Damage caused by not following the instruction manual in full will invalidate the warranty, if this results in consequential damages, Quest will not be liable for these damages or any costs incurred due to these damages.
- Quest will not be liable for material damage or personal injury caused by improper use or if the safety instructions are not properly executed in full.
- All claims must be made through the retailer you purchased the product from and not direct with the wholesaler or manufacturer.
- Warranty claims cannot be honoured without an original dated receipt and or proof of purchase.
- By executing repairs the original warranty period of three (3) years will not be extended, nor the right to a complied new warranty. This warranty is only legal on European soil.
- This warranty does not overrule the European directive 2011/83/EU.
- This product may not be amended or changed.

F1326 : Naples Pro swing instructions

*This Naples Pro chair is part of the **Quest Elite® Naples Pro** range of furniture. This range includes the following items that are matched with your product.*

Extra
Comfort
elastics

Exclusive
All weather
fabric

Exclusive
slide-out
table



Q-Tex 2D mesh

Breathable, cushioned, durability
and quick dry

Cat No F1323

Naples pro relax XL

- Premium, electro plated, lightweight aluminium frame • Adjustable padded head rest • Stepless, full recline
- All weather, breathable, cushioned, durable and quick dry Q-Tex 2D mesh stretch fabric.
- Size: 80 x 80 x 118 cm • Folded size: 80 x 15 x 95 cm • Seat height: 44 cm • Seat width: 57 cm
- Weight: 8.7 kg • Max load: 120 kg. • Side table max load: 5 kg.

F1326 : Naples Pro swing instructions

*This Naples Pro chair is part of the **Quest Elite® Naples Pro** range of furniture. This range includes the following items that are matched with your product.*

Extra
Comfort
elastics

Exclusive
All weather
fabric

Exclusive
slide-out
table



Q-Tex 2D mesh

Breathable, cushioned, durability
and quick dry

Cat No F1322

Naples pro comfort

- Premium, electro plated, lightweight aluminium frame • Adjustable padded head rest • Comfort elastics
- All weather, breathable, cushioned, durable and quick dry Q-Tex 2D mesh stretch fabric.
- Size: 63 x 70 x 120 cm • Folded size: 61 x 11 x 120 cm • Seat height: 46 cm • Seat width: 52 cm
- Weight: 5.9 kg • Max load: 120 kg. • Side table max load: 5 kg.

F1326 : Naples Pro swing instructions

*This Naples Pro chair is part of the **Quest Elite® Naples Pro** range of furniture. This range includes the following items that are matched with your product.*

Adjustable
Padded
head rest

Exclusive
All weather
fabric

Exclusive
slide-out
table



Q-Tex 2D mesh

Breathable, cushioned, durability
and quick dry

Cat No F1321

Naples pro recline

- Premium, electro plated, lightweight hybrid frame • Adjustable padded head rest • Lightweight recliner
- All weather, breathable, cushioned, durable and quick dry Q-Tex 2D mesh stretch fabric.
- Size: 59 x 69 x 114 cm • Folded size: 59 x 11 x 96 cm • Seat height: 44 cm • Seat width: 49 cm
- Weight: 6.1 kg • Max load: 120 kg • Side table max load: 5 kg.

F1326 : Naples Pro swing instructions

*This Naples Pro chair is part of the **Quest Elite® Naples Pro** range of furniture. This range includes the following items that are matched with your product.*

Extra high
Easy to
use

Padded
for extra
comfort

Exclusive
slide-out
table



Q-Tex Padded
2D mesh

Breathable, padded, durability
and extra comfort

Cat No F133016ST

Naples pro lounge

- Premium, electro plated, lightweight hybrid frame • Adjustable padded head rest • Ultra lightweight
- Soft, breathable, padded for extra comfort, durable and quick dry Q-Tex 2D mesh stretch fabric.
- Size (when up): 70 x 175 x 100 cm • Size (when flat): 70 x 200 x 50 cm • Seat height: 50 cm
- Seat width: 66 cm • Folded: 70 x 20 x 82 cm • Weight: 6.3kg • Max load: 120kg • Side table max load: 5 kg.

F1326 : Naples Pro swing instructions

*This Naples Pro chair is part of the **Quest Elite® Naples Pro** range of furniture. This range includes the following items that are matched with your product.*

Exclusive
All weather
fabric

Extremely
light
weight



Q-Tex 2D mesh

Breathable, cushioned, durability
and quick dry

Cat No F1325

Naples pro rest

- Premium, electro plated, lightweight aluminium frame • Ultra lightweight • Turns your chair into a lounger
- All weather, breathable, cushioned, durable and quick dry Q-Tex 2D mesh stretch fabric.
- Size: 48 x 85 x 35 cm • Height: 44 cm • Folded size: 48 x 85 x 9 cm
- Weight: 1.23 kg • Max load: 30 kg.

F1326 : Naples Pro swing instructions

*This Naples Pro chair is part of the **Quest Elite® Naples Pro** range of furniture. This range includes the following items that are matched with your product.*



Cat No F1327

Naples pro bench

- Premium, electro plated, lightweight aluminium frame • Folds flat • Double slide out side tables
- All weather, breathable, cushioned, durable and quick dry Q-Tex 2D mesh stretch fabric.
- Seat height: 43cm. • Seat width: 105cm. • Size: 167 x 64 x 96cm. • Folded: 117 x 103 x 17cm.
- Weight: 10.4 kg • Max load: 200 (100 per seat) kg.

F1326 : Naples Pro swing instructions

*This Naples Pro chair is part of the **Quest Elite® Naples Pro** range of furniture. This range includes the following items that are matched with your product.*



Cat No F1326

Naples pro swing

- Premium, electro plated, strong and stable steel frame • Adjustable canopy, U.V. coated for added protection
- Soft, breathable, padded for extra comfort, durable and quick dry Q-Tex 2D mesh stretch fabric.
- Seat height: 55 cm. • Seat width: 55 cm (each) : 153 cm (total). • Size: 195 x 125 x 170 cm.
- Max load: 210 (70 per seat) kg.

F1326 : Naples Pro swing instructions

Along with the other items in the Naples Pro range there are other optional accessories available for your product.



Cat No 124900

Quest Elite® furniture bag

- New improved colour and more durable material
- Premium quality
- Complete with its own carry bag
- Can fit multiple chairs in one bag • Universal use
- Fabric: 600D Fabric • Size: 67 x 18 x 113 cm
- Weight: 1.1 kg



Cat No 118914DP

Clamp on sun shade

- Adjustable position • U.V. protection
- Universal use • Anti glare • Can be used on chairs, tables, prams, push chairs and more
- Canopy radius: 68.5 cm • Height: 105 cm
- Folded size: 7 x 7 x 94 cm
- Weight: 0.3 kg.



Cat No 124901

Quest Elite spare elastics

- Elasticated cord • Metal end caps
- Fits all relax and comfort chairs
- QTY: 4 cords (2 different lengths)
- Length: 36 inches and 72 inches



...outdoor leisure, home & garden

Email: info@questleisure.com • **Web:** www.questleisure.com



www.twitter.com/questleisure



www.facebook.com/questleisure



www.youtube.com/questleisure