



Welcome
to the great outdoors

RDF4845 SpeedFit Brean

• Full item instructions and extended details •

Thank you

for purchasing this product. At Quest we take every care to ensure that the product fulfils your expectations. We hope you enjoy using this product

General Use

Failure to follow the general use instructions below could lead to damage to the table or injury to your person. Always read and follow these instructions when using the product.

- Always ensure that the legs are locked in position before using the table.
- Always ensure all legs remain in contact with the ground and take extra care when using the table on uneven ground as this can lead the table to move about.
- Children should always be under direct adult supervision when using this product and must not be allowed to operate any folding or adjustable mechanisms.
- Keep hands away from folding parts to prevent entrapment. Take care when opening, closing and or adjusting this product.
- Do not force the product at any time, the product will fold away without the need for undue force.
- Do not leave outside in severe weather conditions.
- Please retain all information for further reference



Quest manual download site

The quest manual download site can be found at the url below or the QR code to the left

<http://www.questleisure.com/manuals>.

Hang Tag Artwork

Below is a copy of the hang tag that came with your product. This is just for your reference and you should still keep the original that came with your product.



Brean

- **SpeedFit** leg system makes it quick & easy.
- Independant, adjustable levelling legs.
- Two different heights.
- Packs away into its own carry case.
- Ultra light, alloy frame.

Quest SpeedFit range

Table Size: 60 x 90 cm. Pack Size: 45 x 7 x 60 cm.
Table Heights: 36 & 68 cm. Weight: 3.7 kg.



Quest manual download site
www.questleisure.com/manuals

Full Instructions
Instructions, warranty and additional information can be found on the Quest manual download site by using the QR code or website URL above.

Warranty : 12 Months warranty.

www.questleisure.com

SpeedFit Brean table
Code: RDF4845



5 055924 809838

Storage , Care and Cleaning

Details on how to look after your product.

Storage

To help keep your product looking newer for longer and prolong the life and use of the product, we recommend that the product is covered when not in use.

If the product is not going to be used for an extended period (such as a winter period) we recommend that it is carefully folded away and stored in a clean, dry and free from damp location.

Care and Cleaning Instructions

Never use and harsh or abrasive cleaners or brushes when cleaning this product as the frame and tabletop may be damaged when doing so.

Never fold and put the product away when wet as this can trap water in the product, which can lead to mould and mildew build up.

- **Frame** : First allow any dirt to dry and brush with a soft brush to remove loose dirt. Once this is done wipe the frame down with warm soapy water and a soft cloth. Once cleaned allow to dry naturally before storing away.
- **Table Top** : First allow any dirt to dry and brush with a soft brush to remove loose dirt. Once this is done wipe the frame down with warm soapy water and a soft cloth. Once cleaned, dry immediatley and do not allow it to soak.

Folding and Unfolding

Details on how to use your product.

Unfolding

- The brean table folds into its own carry case, so first, unlock any of the table top locks that are in place. There are 4 in total, but only the end two lock it in place, so check each one.
- Once all are unlocked open the table as shown in image 2.
- Unfold the table until it is fully open and then use the tabletop locks to lock the top in place as shown in image 3
- Then unfold each leg and ensure the leg locks are in place and locked as shown in image 4.
- Ensure that the legs are not unlocked as shown in image 5.
- Take each bottom leg section out from under the table and simply push into the lower leg.
- The table is now ready to use.

Adjusting

- You can adjust each leg independently to help ensure the table is level even on uneven ground.
- There is a screw foot at the bottom of each leg which can be turned clockwise or anti-clockwise to lower and higher the table to allow for uneven ground.

Folding

- Turn the table upside down.
- Pull each lower leg section out of the upper leg and click into position on the underside of the table.
- Push the metal locking bracket in to release the leg. When the leg is locked in place it will look like image 4, when it is unlocked (ready to be folded away) it will look like image 5.
- Then push each leg into the bottom of the table and once done it will look like image 2.
- Then unlock the centre tabletop lock(s) - remember there is one on each side. This will then allow you to fold the table top in half to create the carry case.
- Finally lock the carry case closed by locking the two end table top locks in place as shown in image 1.

Folding and Unfolding

Details on how to use your product.




image 1



image 2



image 3




image 4



image 5

Warranty

Details on the warranty that comes with your product.

Warranty : 12 Months (1 Year) warranty.

Warranty Claim

- In the unlikely event of a warranty claim, you must contact your retailer.
- If you have not registered your product, first fill out the registration form overleaf and take this with you when you go to your retailer.
- Take the product to your retailer that you purchased it from along with your proof of purchase and explain the issue with the retailer.
- The retailer will then check the product and get in touch with the wholesaler or manufacturer.
- The retailer will keep you informed of the progress of the claim.
- The wholesaler or manufacturer will not (unless under special circumstances) get in touch with you as all information will be passed back directly to the retailer.

Warranty Information

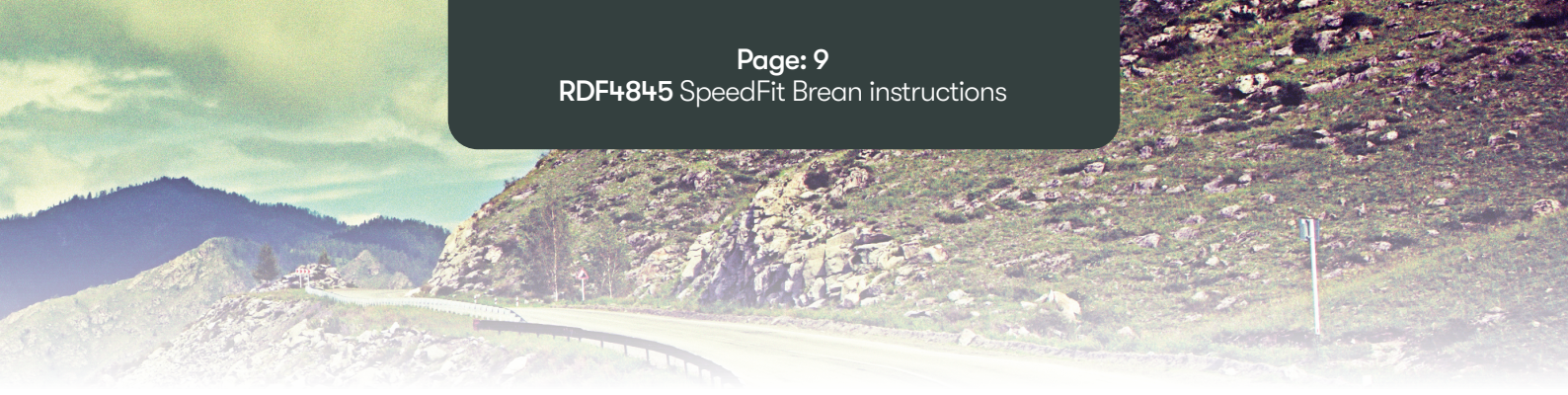
- This product comes with a full 12 month manufacturers defect warranty and covers any manufacturers defects for one (1) year from the date of the original purchase. It does not cover any damage occurred though:
 - The product falling, being dropped, scratched or damaged in any way.
 - The product has been technically changed by the owner or another third party
 - Improper use of the product.
 - Normal wear and tear - which includes (but is not limited to): colour fading, wearing, stretching.
 - Weather damage - which includes (but is not limited to) U.V. degradation and colour changing.
- The affected part will be replaced or repaired (manufacturers option) if they are found to be defective within the one (1) year time frame.
- The warranty will be void if the product has been subject to neglect, misuse, improper installation, misapplication, alteration or accident including, but not limited to, improper installation, maintenance or use of unauthorised parts or attachments.
- Damage caused by not following the instruction manual in full will invalidate the warranty, if this results in consequential damages, Quest will not be liable for these damages or any costs incurred due to these damages.
- Quest will not be liable for material damage or personal injury caused by improper use or if the safety instructions are not properly executed in full.
- All claims must be made through the retailer you purchased the product from and not direct with the wholesaler or manufacturer.
- Warranty claims cannot be honoured without an original dated receipt and or proof of purchase.
- By executing repairs the original warranty period of one (1) year will not be extended, nor the right to a complied new warranty. This warranty is only legal on European soil.
- This warranty does not overrule the European directive 2011/83/EU.
- This product may not be amended or changed.



Cat No RDF4845

Brean

This is the largest of the tables with a table top size of 60 x 90 cm. The table can be used at two different heights and comes with an under table sling to hold magazines, phones and more . It also folds in half to make the pack size smaller.



Welcome

to the great outdoors

www.questleisure.com



twitter.com/questleisure



facebook.com/questleisure



youtube.com/questleisure