



Welcome
to your instructions

SP2135 : 32L Pepper coolbox and warmer

SP2135 : 32L Pepper coolbox and warmer full instructions

Thank you for purchasing this product. At Quest we take every care to ensure that the product fulfils your expectations. We hope you enjoy using this product.



General Use

This product is not a toy and should never be used by children. Please ensure children are supervised at all times. This is an electrical device and thus should NEVER be placed or used in any wet conditions.

- Please keep these instructions, the sales receipt and, if possible, the carton along with all the inner packaging in case it is needed in the future.
- Please read the instruction manual carefully before using the product.
- Take the product out the box. Remove the stickers, protective foil or plastic from the product.
- This product is not intended to be used by persons (including children) with reduced physical, sensory or mental capabilities, or lack of experience and knowledge, unless they have been given supervision or instructions concerning the use of the product by a person that is responsible for their safety.
- By ignoring the safety instructions the manufacturer can not be hold responsible for any damage or injury caused by the product.
- To protect children against the dangers of electrical appliances, please make sure that you never leave the product unattended. Therefore you have to select a storage place for the product where children are not able to grab it and ensure the cable is not hanging in a downward position.
- The product must be placed on a stable, level surface.
- The user must not leave the product unattended while it is connected to the power supply.
- Keeping this product clean will increase its life span and avoid unnecessary wear.
- Make sure that the product is stored in a dry environment.
- Check if the voltage of the product corresponds to the main voltage of your supply.
- This product complies with all standards regarding electromagnetic fields (EMF). If handled properly and according to the instructions in this user manual, the product is safe to use based on scientific evidence available today.
- Never move the product by pulling the cord and make sure the cord can not become entangled and do not wind it around the product.
- To protect yourself against an electric shock, do not immerse the cord plug or product in the water or any other liquid.
- Do not use this product with a damaged cord or plug or when the product has malfunctions, or has been damaged in any manner.



Quest manual download site

The quest manual download site can be found at the url below or the QR code to the left

<http://www.questleisure.com/manuals>.

2135 : 32L Pepper coolbox and warmer full instructions

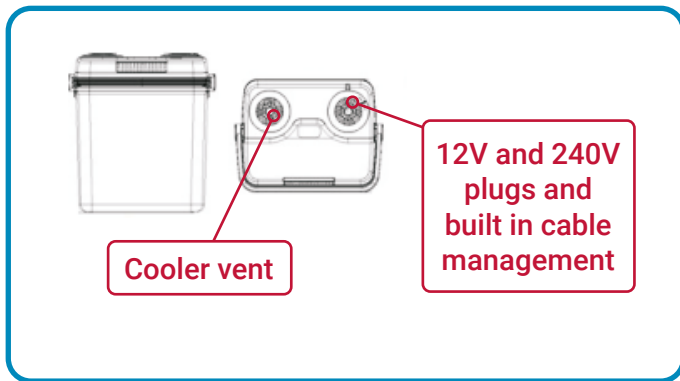


image A

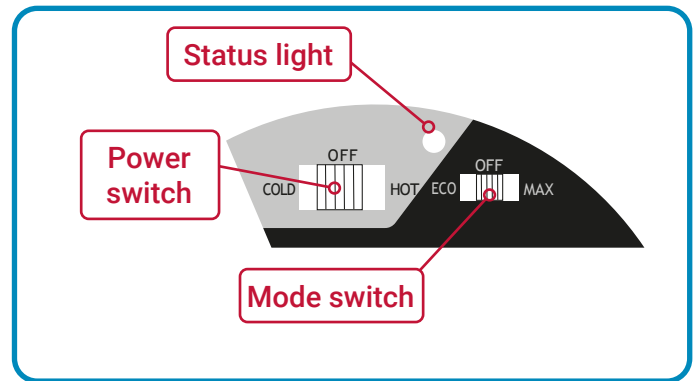


image B

General use....continued

- Ensure the fans are clear from debris and there is nothing obstructing them during use. If these fans are stuck or hit during use this could lead to heat build up and potentially cause a fire.
- NEVER cover the cooling vents, even when not in use.
- Ensure the entire length of the power cords is extended during use and not left rolled up as this can cause a heat build up in the cord and can lead to damage or fire.
- Keep the appliance away from the flammable items and dampness to prevent the explosive and fire.
- Never repair the device yourself. Always get a qualified professional to repair the device.
- Don't switch the function of cooler/warmer abruptly. When switching between functions always turn the device off for 30 minutes before switching.
- Prevent the product from being upside down.
- Never don't drop or shock the product as this can lead to internal damage that would not be apparent and could lead to failure or fire.
- To get the best cooling effect, we recommend putting in pre-chilled foods and drinks.
- If non-chilled/frozen food or drinks are placed in the cooler it can take 2 or 3 hours to cool them.
- The cooler and warmer is not designed to heat cold food but to preserve hot foods at a warm temperature.

Care and Cleaning Instructions

Never use and harsh or abrasive cleaners or brushes when cleaning this product as it may be damaged when doing so.

- **Outer** : First allow any dirt to dry and brush with a soft brush to remove loose dirt. Once this is done wipe the outer down with warm soapy water and a soft cloth. Once cleaned allow to dry naturally before storing away.
- **Inner** : Simply wipe the inner down with warm soapy water and a soft cloth. Then wipe down with plain cold water and a soft cloth to ensure no soap is left as food may be stored inside this cooler. Once finished dry with a towel or soft cloth afterwards.

SP2135 : 32L Pepper coolbox and warmer full instructions

Usage

- First open the cable management section (as shown in image A above) by sliding the red vent out of the way and remove the plugs and cables to allow access to the main switches as shown in image B above.
- Then make sure that both the power and mode switches are in the OFF state, as shown in image 1 below.
- Then take the plug (either mains or 12v) you require from and insert it into the appropriate socket. The coolbox is then ready to be used in cooling or warming mode.
- **Cooling:** Set the power switch to the COLD position and the mode to MAX, as shown in image 2.. The green indicator will be on indicating the unit is in cooling mode..
- **Warming:** Set the power switch to the HOT position and the mode to MAX, as shown in image 3. The red indicator will be on indicating the unit is in heating mode.
- **ECO-Mode :** You can use the cooler in ECO mode which draws less electric and can help your power source last longer, but will limit the cooling and warming effect of the cooler. To use the eco-mode simply move the mode switch over to the ECO setting.

When using on 12V

Please remember that when being used on 12V it could drain your vehicle battery, so we always recommend running your vehicle when ththe cooler is being used to help prevent your battery being drained..

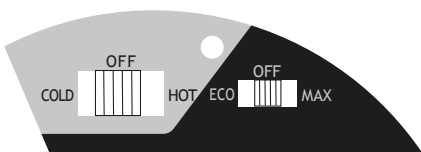


image 1

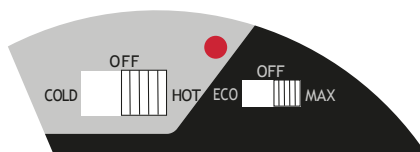


image 2

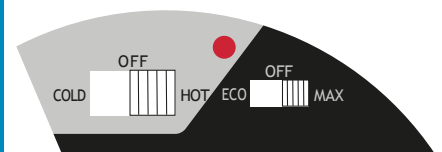


image 3

2135 : 32L Pepper coolbox and warmer full instructions

Warranty : 12 Months (1 Year) warranty.

Warranty Claim

- In the unlikely event of a warranty claim, you must contact your retailer.
- If you have not registered your product, first fill out the registration form overleaf and take this with you when you go to your retailer.
- Take the product to your retailer that you purchased it from along with your proof of purchase and explain the issue with the retailer.
- The retailer will then check the product and get in touch with the wholesaler or manufacturer.
- The retailer will keep you informed of the progress of the claim.
- The wholesaler or manufacturer will not (unless under special circumstances) get in touch with you as all information will be passed back directly to the retailer.

Warranty Information

- This product comes with a full 12 month manufacturers defect warranty and covers any manufacturers defects for one (1) year from the date of the original purchase. It does not cover any damage occurred though:
 - The product falling, being dropped, scratched or damaged in any way.
 - The product has been technically changed by the owner or another third party
 - Improper use of the product.
 - Normal wear and tear - which includes (but is not limited to): colour fading, wearing, stretching.
 - Weather damage - which includes (but is not limited to) U.V. degradation and colour changing.
- The affected part will be replaced or repaired (manufacturers option) if they are found to be defective within the one (1) year time frame.
- The warranty will be void if the product has been subject to neglect, misuse, improper installation, misapplication, alteration or accident including, but not limited to, improper installation, maintenance or use of unauthorised parts or attachments.
- Damage caused by not following the instruction manual in full will invalidate the warranty, if this results in consequential damages, Quest will not be liable for these damages or any costs incurred due to these damages.
- Quest will not be liable for material damage or personal injury caused by improper use or if the safety instructions are not properly executed in full.
- All claims must be made through the retailer you purchased the product from and not direct with the wholesaler or manufacturer.
- Warranty claims cannot be honoured without an original dated receipt and or proof of purchase.
- By executing repairs the original warranty period of one (1) year will not be extended, nor the right to a complied new warranty. This warranty is only legal on European soil.
- This warranty does not overrule the European directive 2011/83/EU.
- This product may not be amended or changed.

SP2135 : 32L Pepper coolbox and warmer full instructions

*This product is part of the **Quest** range of low wattage coolers and heaters. This range includes the following items that are matched with your product.*

**Cools
and
Warms**

**low
wattage**

**Energy
efficient**

**12v
and
240v**



Cat No SP2134

40L Chilli coolbox and warmer

- Premium quality casing • Lightweight, wheeled and easy to move • A Rated energy efficient • Low wattage
- Cools to 18-22°C below ambient temperature • Warms to +65°C • Cable and plug management built in
- 12v and 240V usage with both plugs supplied • Easy pull handle
- Size: 54 x 36 x 40 cm • Capacity: 40L • Weight: 6.6 kg

2135 : 32L Pepper coolbox and warmer full instructions

*This product is part of the **Quest** range of low wattage coolers and heaters. This range includes the following items that are matched with your product.*

**Cools
and
Warms**

**low
wattage**

**Energy
efficient**

**12v
and
240v**



Cat No SP2135

32L Pepper coolbox and warmer

- Premium quality casing • Lightweight and easy to move • A Rated energy efficient • Low wattage
- Cools to 18-22°C below ambient temperature • Warms to +65°C • Cable and plug management built in
- 12v and 240V usage with both plugs supplied • Lockable lid
- Size: 44 x 25 x 45 cm • Capacity: 32L • Weight: 4.75 kg

SP2135 : 32L Pepper coolbox and warmer full instructions

*This product is part of the **Quest** range of low wattage coolers and heaters. This range includes the following items that are matched with your product.*

**3 Way
Cooler**

**low
wattage**

**Energy
efficient**



Cat No E0014

Atlantic 3 way fridge

- Car, mains and gas use • Piezo ignition • Extra quiet running • Auto switching
- Cools more than 25oc below ambient temperature • Large capacity
- Size: 50 x 51 x 44 cm • Capacity: 41L • Weight: 16 kg
- DC Cooling 85W • AC Cooling: 85W.

2135 : 32L Pepper coolbox and warmer full instructions

*This product is part of the **Quest** low wattage range of products. This range includes the following items that are matched with your product.*

low
wattage



Cat No E0020

Bahama dual purpose oscillating fan heater

- Wide oscillation • Low wattage • Quiet fan
- Heats in the winter • Fan in the summer • Anti-tip cut off
- Size: 28 x 22 x 14 cm. • Weight: 1.1 kg. • Voltage 220-2400V • Freq: 50/60 Hz • Wattage: 1000 - 2000W

SP2135 : 32L Pepper coolbox and warmer full instructions

*This product is part of the **Quest** low wattage range of products. This range includes the following items that are matched with your product.*

low
wattage



Cat No 047519

Oscillating ceramic heater

- Heats in the winter • Fan in the summer • Adjustable • Instant heat • Oscillating • Anti-tip cut off
- Overheat cut off • Size: 16 x 14 x 23 cm. • Weight: 1.47 kg.
- Voltage: 230v • Freq: 50/60 Hz • Wattage: 750 - 1500W

2135 : 32L Pepper coolbox and warmer full instructions

*This product is part of the **Quest** low wattage range of products. This range includes the following items that are matched with your product.*

low
wattage



Cat No E0091

Banta ceramic heater

- Oscillating function • Overheat protection • Tip over switch • Premium PTC heating element
- Adjustable heat • Size: 35 x 15 x 17.5 cm. • Weight: 1 kg.
- Voltage: 230 V • Wattage: 450/900 W • Hertz: 50/60 Hz

SP2135 : 32L Pepper coolbox and warmer full instructions

*This product is part of the **Quest** low wattage range of products. This range includes the following items that are matched with your product.*

low
wattage



Cat No E0092

Barbuda ceramic heater

- Small and lightweight • Over heat protection • Tip over switch • Premium PTC heating element
- Size: 12 x 12 x 19 cm. • Weight: 0.5 kg. • Voltage: 230 V • Wattage: 600 W • Hertz: 50/60 Hz

2135 : 32L Pepper coolbox and warmer full instructions

*This product is part of the **Quest** low wattage range of products. This range includes the following items that are matched with your product.*

low
wattage



Cat No 208414

Slimline quartz heater

- Slim line • Portable • Lightweight • Adjustable • Instant heat
- Anti-tip cut off • Cool touch body • Carry handle
- Size: 40 x 30 x 10 cm • Weight: 0.96 kg
- Voltage: 230v. • Freq: 50/60hz • Wattage: 400 - 800w

SP2135 : 32L Pepper coolbox and warmer full instructions

*This product is part of the **Quest** low wattage range of products. This range includes the following items that are matched with your product.*

low
wattage



Cat No 141001

Maui oil filled radiator

- Low wattage • 7 Fins • Adjustable • Overheat protection • Cord storage • Carry handle • Stability feet
- Pressure tested for Additional Safety • Cable: 140cm
- Weight: 4.15kg • Size: 33 x 39 x 10cm • Wattage: 800w • Voltage: 220-240v • Freq: 50/60hz.

2135 : 32L Pepper coolbox and warmer full instructions



...outdoor leisure, home & garden

Email: info@questleisure.com • **Web:** www.questleisure.com



www.twitter.com/questleisure



www.facebook.com/questleisure



www.youtube.com/questleisure