


QUEST

leisure products

Fulfilling your expectations...



**Air
Awnings**



**Roll Up
Awnings**



**Motorhome
Awnings**



**Air
Tents**



**Gazebos &
Shelters**

Your essential awning, gazebo and shelter catalogue 2016





An Awning That Rolls into a Bag

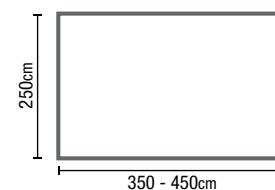
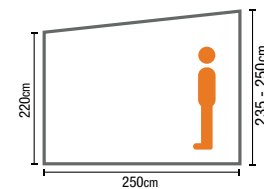
A state of the art awning that stays on the side of your caravan at all times. When you get to your destination, simply unroll the roof, slide out the legs and you have your canopy.

It can be used in three different modes and is available in three different sizes 3.5m, 4m and 4.5m.

This awning is unique and can be used in three different modes. A standard awning, a sun canopy or a panorama awning which allows you to have part standard awning and part sun canopy to give you the best of both worlds.

Each front panel can be rolled up, used as a canopy or even removed, giving you the ultimate in flexible, multi-purpose awnings.

The ideal solution for anyone after an easy to use, stable awning with additional modes of use.



Features

- Roll Out Awning
- Quick and Easy to Erect
- Sun Canopy Only Mode
- Only Minutes to Erect
- 'Keep dry' pegging system
- All Round Easy Clamps
- Multiple Panoramic Mode Options
- Tinted Clear View, Anti-Freeze Windows
- One Piece Heat Reflective Roof
- Full Ventilation Side Windows
- 2 Side Doors and 2 Roll Up Front Doors
- Dual Use Mud Wall
- Storm Straps
- Anti-Weather Roof Valance
- Internal Blinds
- Awning Rail Locking Bolts
- Front Panels can be Independently Rolled Up
- Draft Skirt and Wheel Cover
- Weather and Storm Covers on External Zips
- Roof Pole Protection Pads
- Includes Roof Storm Pole Kit

Details

- Roof: Heat Reflective Coated PVC
- Walls: 300D Oxford Polyester
- Mud Skirt: Double Coated PVC Polyester
- Depth: 250cm*
- Width: 350, 400 or 450 cm*
- Awning Rail Height: 235 - 250cm*
- Total Weight: 26.6 (350), 30.4 (400), 34.1 (450) kg*

Optional Extras

- Universal canopy Pole Kit
- Quest Awning and Tent Light
- Quest LED Awning Light
- Windshield Pro



*All sizes and weights are approximate

An Awning That Rolls into a Bag

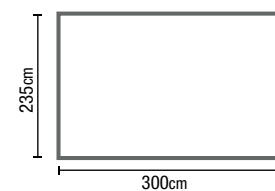
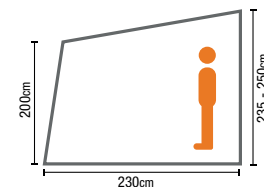
Scan to watch me in action



The Rollout is a state of the art porch awning. The awning stays on the side of your caravan at all times. When you get to your destination, simply unroll the roof, attach the legs and you have your canopy. It can be used as a canopy only or a standard awning, the choice is yours.

The roof, front bar and panel roll up into a bag that hangs in your awning rail. This stays on the side of your van at all times, even when driving. When you get to your destination all you need to do is unzip the bag, roll out your awning and you have your canopy.

The ideal solution for anyone after an extremely easy to use, lightweight porch awning with additional modes of use.



Features

- Quick and Easy to Erect
- Lightweight
- Rolls Away into the Bag
- Stays on Your Van
- Sun Canopy Mode
- 'Keep dry' pegging system
- Removable Side Panels
- Roll Up Front Panels
- Sun Canopy Panels
- Tinted Windows
- Dual use Mud Wall
- Full Ventilation Side Doors
- Internal or External Mud Wall
- Awning Rail Locking Bolts
- Draft Skirt and Wheel Cover
- Zip Storm Covers

Details

- Fabric: 190T PU Coated Rip Stop Nylon
- Depth: 230 cm*
- Length: 300 cm*
- Awning Rail Height: 235 – 250 cm*
- Weights:
- Roof and Bag: 5.9 kg*
- Sides and Poles: 8 kg*
- Total: 13.9 kg*

Optional Extras

- Rear Pole and Pad Kit
- Universal canopy Pole Kit
- Quest Awning and Tent Light
- Quest LED Awning Light
- Windshield Pro



*All sizes and weights are approximate



Lightweight and Easy to Use

Features

- 1 Pole Frame System
- Quick and Easy to Erect
- Large and Roomy Inside
- Very Lightweight
- Can be Erected by One Person
- Roll up and Sun Canopy Front Panel
- Clear View Windows
- Built In Ventilation
- Internal Blinds
- 2 Side Doors
- Large Front and Side Windows
- High Vis Guy Lines
- Replaceable Ladder Bands
- Draft Skirt and Wheel Cover
- Weather Covers on External Zips

Details

- Fabric 190T PU Coated Polyester
- Mud Skirt: PE Polyester
- Windows: Superclear Transparent Foil
- HH: 3000mm
- Awning Rail Height: 235 - 250cm*
- Width: 280/350 cm*
- Depth: 250 cm*
- Height: 210/245 cm*
- Packed: 105 x 20 x 20 cm*
- Weight (Frame): 4.7 kg* (Canvas): 3.3 kg*

Optional Extras

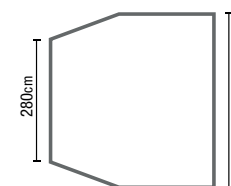
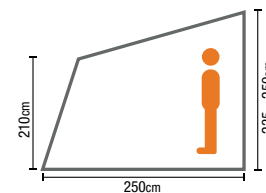
- Rear Pad and Pole Kit (standard or extra wide)
- Storm Roof Pole Kit
- Breathable flooring
- Universal canopy Pole Kit
- Quest Awning and Tent Light
- Quest LED Awning Light
- Windshield Pro

A lightweight framed awning which is extremely easy to use, but has the added benefit of value for money that framed awnings offer. This large lightweight awning combines great use of space with an extremely easy one pole system to give you the best of both worlds.

The Cadet uses an extremely quick and easy one pole system that means you can have ease of use and more for your money in one package.

Frames are cheaper than their air rivals, so by using an extremely easy frame system you get the strength and value of a frame system whilst still maintaining ease of use.

Perfect for anyone after a value for money lightweight awning that is extremely easy to use.



*All sizes and weights are approximate

The Pathfinder

Remote Control Automatic Roof Tent

Scan to watch me in action



This is the incredible Pathfinder automatic roof tent. You simply get out of your vehicle, remove the travel cover, press the button on the wireless remote and your tent is ready.

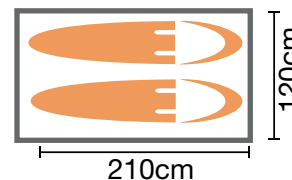
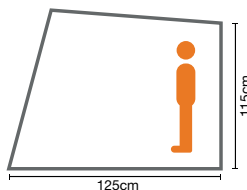
A roof tent is quite simply a tent that resides on top of a roof. It could be on top of a 4x4, a large estate car, a small van, or almost any vehicle you have.

It is extremely comfortable and comes with its own high comfort foam mattress already in place.

Packed full of features and excellent build quality this is a high performance product full of that wow factor.

The roof tent is completely assembled and ready to go. You simply remove it from its box, place on top of your roof bars and lock into place.

Add a tent to any vehicle



Features

- Nothing to assemble
- Nothing to erect
- Simply place onto your roof bars and lock into place
- Seconds to erect
- One click of the remote and it erects itself
- 100% Waterproof flysheet
- Premium quality materials
- Wireless remote
- In built 12v socket
- Extra comfort, extra thick mattress
- Aluminium extending ladder
- Large front canopy
- Waterproof cover when the tent is not in use
- Three ventilation side panels
- Zip shut privacy blinds
- U.V. Coated and protection
- Handy roll out storage bags
- Stainless Steel Joints
- All aluminium frame

Details

- Canvas: Silver coated polyester
- Cover: 600G PVC
- UV Rating: 50+
- Frame: Aluminium
- Joints: Stainless Steel
- Size: 210 x 125 x 115 cm*
- Packed: 230 x 145 x 32 cm*
- Total Weight: 53 kg* (including ladder 7kg)

Optional Extras

- Quest Serial LED Light



*All sizes and weights are approximate



The Advanced Air System (AAS) is a next generation air tube system. It has been created to give you the cost saving benefits of an independent system along with the additional benefits of a single inflation system.

The system uses 3 layers for strength and stability. It has the internal bladder which is the part that you inflate. You then have a PE cover that adds protection to your bladder and aids stability. You then have a sleeve which is sewn into the awning which adds a final layer of protection and stability.

The advanced air system also benefits from an extra re-inforced PE cover. This makes the PE cover stronger, particularly in the corners and bends. This not only improves the protection you get from the PE cover, but also the stability of the awning as the tube is held in place and position better.

The advanced air system goes one step further and gives you the ability to add the optional single inflation point kit. This allows you to add a number of tubes to your system (once added they are left in place) to turn it into a full single inflation system.

This single inflation system can be inflated by any of its independent valves giving you the maximum of flexibility and in the event of a failure you can simply just remove the affected tube and the system reverts automatically to an independent tube system.



The Air Erect System (AES) is a latest generation, easy to use, simplified air erect system. It is simplified to make it easier to use and less to go wrong.

The system uses 3 layers for strength and stability. It has the internal bladder which is the part that you inflate. You then have a PE cover that adds protection to your bladder and aids stability. You then have a sleeve which is sewn into the awning which adds a final layer of protection and stability.

The air erect system also benefits from an extra re-inforced PE cover. This makes the PE cover stronger, particularly in the corners and bends. This not only improves the protection you get from the PE cover, but also the stability of the awning as the tube is held in place and position better.

The Air Erect System has individual air tubes rather than a joined system which makes each tube extremely easy to pump up and in the event of a failure only one tube is affected.

It also uses an easy to use single way valve for inflation which is simplicity itself, simply push the pump in and pump.



HydroTech[®] XT

This is a next generation luxury material.

It is a brand new 300D oxford polyester based material with a unique durable and UV stable coating that not only adds strength and stability to the fabric, but also adds a softer touch giving you a luxury material, with the performance to match and keeps the weight down making it easier to use and manage.

The fabric is made even stronger due to the internal rip stop structure helping to give the fabric extra strength and durability. It lasts longer than lightweight materials and gives your awning a luxurious look and feel.



HydroTech[®] SP

This is a latest generation strong and durable material.

It is a brand new 200D oxford polyester based material with a unique durable and UV stable coating that adds strength and stability to the fabric.

The fabric is made stronger by the addition of the ripstop giving you a perfect balance between strength, durability and weight.

It lasts longer than lightweight materials, is still lightweight and easy to use whilst giving you the durability and strength of a heavyweight material.



HydroTech[®] SL

This is a latest generation lightweight material.

The fabric itself is a UV coated and treated 190T polyester.

It has an advanced, durable UV coating which gives it extra protection against the harmful suns UV rays and extends the life of your awning.

The material is extremely lightweight making it easy to handle.

The material is fast drying as it does not soak up the rain and water and is easy to clean.



Anti-Weather System

The anti-weather system is not one item but a host of improvements and updates that give the awning better weather protection.

There are additional weather panels sewn into the canvas at points where the weather could get in. This panel is PU coated on both sides and taped on both sides giving you better weather protection.

There is additional guttering on external windows or zips which add extra protection against the rain.

All tie back points or pockets that are sewn in are made from 100% waterproof PVC rather than standard webbing material. Standard material can soak water up and eventually lead to leaks, the waterproof PVC simply does not.

Performance Range Air Awnings

Scan to watch me in action

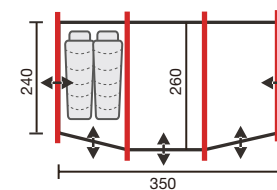
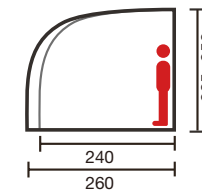


This awning is easy to use, thanks to the excellent advanced air system.

This awning has a luxurious look, feel and performance thanks to the Hydrotech XT fabric and many extra features. It also has more flexibility than any other air awning. You can use it in single inflation mode (with the optional single inflation point), or independent inflation mode: it is up to you.

Never before have you had the opportunity to have the cost savings of an independent inflation mode mixed in with the option of a single inflation mode, this awning is a real first.

This is the ideal awning for someone who is after a performance air awning with loads of features and the ability to switch to single inflation.



Features


- Advanced Air System
- Single or independent inflation points
- Hydrotech XT Fabric
- Anti-Weather system added protection
- Quick and easy to erect
- 'Keep dry' pegging system
- Independent front panels
- Removable front panels
- Veranda style front panels
- Extra wide, 'wheelchair friendly' side doors
- Rear pads included
- Reflective storm straps
- Storm strap tidy pockets
- Skylight windows
- Front door canopy
- Clear view windows
- Built in ventilation
- 2 Full ventilation side doors
- Internal blinds
- Draft skirt and wheel cover
- Double action pump with auto cut off valve

Details

- Fabric: Hydrotech XT
- Mud Skirt: PVC
- Windows: Superclear Transparent Foil
- HH: 6000 mm
- Awning Rail Height: 235 - 250 cm.
- Width: 350 cm.
- Depth: 240 - 260 cm.
- Packed: 100 x 35 x 30 cm.
- Weight: 20.5 kg.

Optional Extras

- Single inflation kit
- Inner tent (x2)
- Breathable flooring
- Rear pole kit
- Quest awning and tent light
- Quest serial LED light
- Performance Windshield Pro



Performance Range Air Awnings

Scan to watch me in action

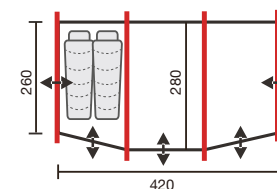
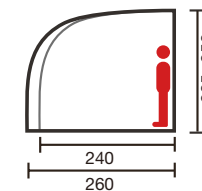


This awning is easy to use, thanks to the excellent advanced air system.

This awning has a luxurious look, feel and performance thanks to the Hydrotech XT fabric and many extra features. It also has more flexibility than any other air awning. You can use it in single inflation mode (with the optional single inflation point), or independent inflation mode: it is up to you.

Never before have you had the opportunity to have the cost savings of an independent inflation mode mixed in with the option of a single inflation mode, this awning is a real first.

This is the ideal awning for someone who is after a performance air awning with loads of features and the ability to switch to single inflation.



Features


- Advanced Air System
- Single or independent inflation points
- Hydrotech XT Fabric
- Anti-Weather system added protection
- Quick and easy to erect
- 'Keep dry' pegging system
- Independent front panels
- Removable front panels
- Veranda style front panels
- Extra wide, 'wheelchair friendly' side doors
- Rear pads included
- Reflective storm straps
- Storm strap tidy pockets
- Skylight windows
- Front door canopy
- Clear view windows
- Built in ventilation
- 2 Full ventilation side doors
- Internal blinds
- Draft skirt and wheel cover
- Double action pump with auto cut off valve

Details

- Fabric: Hydrotech XT
- Mud Skirt: PVC
- Windows: Superclear Transparent Foil
- HH: 6000 mm
- Awning Rail Height: 235 - 250 cm.
- Width: 420 cm.
- Depth: 260 - 280 cm.
- Packed: 100 x 39 x 34 cm.
- Weight: 24.5 kg.

Optional Extras

- Single inflation kit
- Inner tent (x2)
- Breathable flooring
- Rear pole kit
- Quest awning and tent light
- Quest serial LED light
- Performance Windshield Pro



Travel Smart Range Air Awnings

Scan to watch me in action



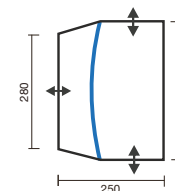
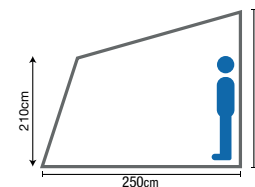
A lightweight awning with the latest generation technology.

Combining the ease of use of a lightweight awning with the ease of use of an air frame means you get one of the easiest to use awnings available. It also packs a few extras you simply wouldn't expect on a lightweight awning.

The awning uses the latest generation Air Erect system from Westfield outdoors giving you ease of use and simplistic reliability in one great system.

The use of one single air beam means that this awning can be erected in as little as 12 pumps on the included double action pump.

This really is an extremely easy awning to erect, use and live with, the perfect lightweight air awning.



Features


- Air Erect System
- Independent inflation points
- Hydrotech SL Fabric
- Anti-Weather system added protection
- Lightweight
- Quick and easy to erect
- Can be erected by one person
- Roll up and sun canopy front panels
- Independent front panels
- Rear pads included
- Clear view windows
- Built in ventilation
- 2 Full ventilation side doors
- Internal blinds
- Draft skirt and wheel cover
- Double action pump with auto cut off valve

Details

- Fabric: Hydrotech SL
- Mud Skirt: PE Polyester
- Windows: Superclear Transparent Foil
- HH: 3000mm
- Awning Rail Height: 235 - 250 cm.
- Width: 280 - 350 cm.
- Depth: 250 cm.
- Packed: 103 x 28 x 26 cm.
- Weight: 9.7 kg.

Optional Extras

- Roof Storm pole kit
- Breathable flooring
- Rear pole kit
- Universal canopy pole kit
- Quest awning and tent light
- Quest serial LED light
- Travel Smart Windshield Pro



*All sizes and weights are approximate

Travel Smart Range Air Awnings



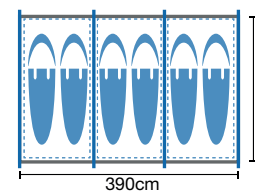
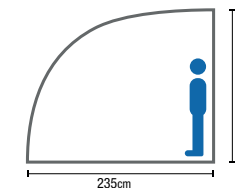
A classic shaped awning with an air frame and added benefits.

The Gemini combines the best of a classic design with the advantages of new technology and added extras.

Combining space, light, sun canopy, roll up panels, air frame and the great addition of optional inner tent(s).

The awning uses the latest generation Air Erect system from Westfield outdoors giving you ease of use and simplistic reliability in one great system.

The ease of use of an air frame is excellent and topped with the addition of inner tents and adaptable panels, you get an easy to use awning with lots of options.



Features

- Air Erect System
- Independent inflation points
- Hydrotech SL Fabric
- Anti-Weather system added protection
- Lightweight
- Quick and easy to erect
- 'Keep dry' pegging system
- Can be erected by one person
- Roll up and sun canopy front panels
- Independent front panels
- Rear pads included
- Clear view windows
- Built In ventilation
- 2 Full ventilation side doors
- Internal blinds
- Draft skirt and wheel cover
- Double action pump with auto cut off valve

Details

- Fabric: Hydrotech SL
- Mud Skirt: PE Polyester
- Windows: Superclear Transparent Foil
- HH: 3000mm
- Awning Rail Height: 235 - 250 cm.
- Width: 390 cm.
- Depth: 235 cm.
- Packed: 103 x 30 x 29 cm.
- Weight: 14.4 kg.

Optional Extras

- Inner tents (x2)
- Storm poles (x3)
- Breathable flooring
- Rear pole kit
- Universal canopy pole kit
- Quest awning and tent light
- Quest serial LED light
- Travel Smart Windshield Pro



*All sizes and weights are approximate

Performance Range Air Awnings



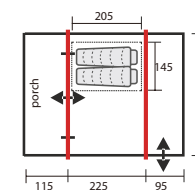
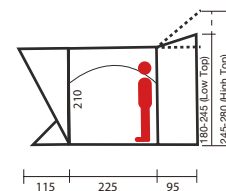
A performance motorhome air awning packed with technology, features and additional options.

It features the patent pending Advanced Air System which not only gives you ease of use, reliability but the option of single inflation or the strength of storm poles.

The two large scenic windows give you the perfect outlook and allow an amazing amount of light inside.

The oversized canopy is large enough to have a table and chairs under allowing you to really get outside, but retain the cover from the elements.

The use of the excellent Hydrotech SP fabric means you get the perfect balance between strength and weight making it easy to use and very durable.



Features

- Advanced Air System
- Single or independent inflation points
- Hydrotech SP Fabric
- Anti-Weather system added protection
- Quick and easy to erect
- Can be erected by one person
- Oversized front canopy
- Clear view scenic canopy windows
- Roll up and sun canopy front panel
- Reflective storm straps
- Storm strap tidy pockets
- Side window canopies
- Huge full view scenic windows
- Built in ventilation
- Full ventilation tunnel door
- Sewn in groundsheet
- Groundsheet door reveal
- Additional tunnel groundsheet included
- Internal blinds
- Draft skirt and wheel cover
- Double action pump with auto cut off valve

Details

- Fabric: Hydrotech SP
- Windows: Superclear Transparent Foil
- HH: 4000 mm
- Connection Heights:
- Low Top: 180 - 245 cm.
- High Top: 245 - 280 cm.
- Width: 320 cm. • Height: 210 cm. • Depth: 435 cm.
- Packed: 100 x 39 x 34 cm.
- Weight: 22.7 kg.

Optional Extras

- Single inflation kit
- Inner tent
- Comfort carpet
- Footprint
- Drive away kit
- Universal canopy pole kit
- Quest awning and tent light
- Quest serial LED light
- Performance Windshield Pro



*All sizes and weights are approximate

The Easy Air 510

Motorhome Awning and Tent in One

Scan to watch me in action



Easy Air Range Air Awnings

Features

- Air tube frame
- Easy air system
- Independent inflation points
- Lightweight fabric
- Extremely lightweight
- Quick and easy to erect
- Can be used as a family tent
- Goes along your pitch so no need for extra sized pitch
- Can be erected by one person
- Side on connection
- Detachable connection kit
- Roll up and sun canopy front panel
- 3 Way side window
- Clear view windows
- Sewn in groundsheet
- Groundsheet door reveals
- Internal blinds
- Double action pump with auto cut off valve
- Three point motorhome connection system

Details

- Fabric: Hydrotech SL
- Mud Skirt: PE Polyester
- Windows: Superclear Transparent Foil
- HH: 3000mm
- Connection Heights
- Low Top: 180 - 245 cm.
- High Top: 240 - 280 cm.
- Width: 510 cm. • Depth: 290 cm.
- Tunnel Depth: 80 cm.
- Packed: 103 x 33 x 33 cm.
- Weight: 20.9 kg.

Optional Extras

- Vehicle connection kit (required for vehicle connection)
- Inner tent
- Comfort carpet
- Storm poles (x2)
- Drive away kit
- Universal canopy pole kit
- Quest awning and tent Light
- Quest serial LED light
- Westfield Windshield Pro

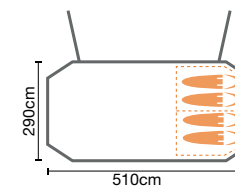
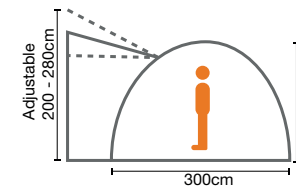
This is an excellent family sized motorhome stand alone awning that can also be used as a tent.

It uses the excellent Westfield Outdoors Air Erect System to make carrying, storing and erecting this awning extremely easy.

It has a detachable motorhome tunnel and has been cleverly designed so it can be used on either side of the awning allowing you to face the awning in either direction. It also means that the awning can be used without the connection kit as a great family tent.

You get two great products in one. A large family air tent along with a large stand alone motorhome air awning.

The ideal solution for anyone after a large motorhome awning that can also be used as a great family tent.



*All sizes and weights are approximate



Travel Smart Range Air Awnings

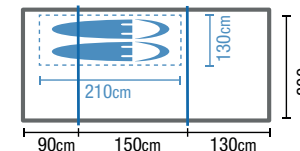
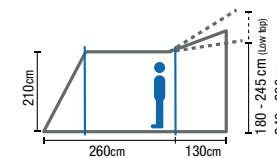


The Hydra is an excellent mid sized motorhome awning that is amazingly easy to use, erect and live with.

It uses the excellent Air Erect System which not only makes it amazingly easy to pump up as each tube only takes approximately 10 pumps to inflate, but is also reliable, durable and easy to use.

The use of the superb new Hydrotech SL material means that this is extremely lightweight, making it even easier to carry, store, use and erect. It is also quick to dry and UV coated to help prevent damage from the sun and prolong the life of the awning.

The addition of the door in the tunnel allows you to enter and exit the awning without walking through the main awning, perfect when you have muddy boots and coats.



Features


- Air Erect System
- Independent inflation points
- Hydrotech SL fabric
- Anti-Weather system added protection
- Lightweight
- Quick and easy to erect
- Can be erected by one person
- Roll up and sun canopy front panel
- 3 Way side windows
- Clear view windows
- Sewn in groundsheet
- Groundsheet door reveals
- Full ventilation tunnel door
- Internal blinds
- Double action pump with auto cut off valve

Details

- Fabric: Hydrotech SL
- Mud Skirt: PE Polyester
- Windows: Superclear Transparent Foil
- HH: 3000mm
- Connection Heights
- Low Top: 180 - 245 cm.
- High Top: 240 - 280 cm.
- Width: 300 cm. • Depth: 240 cm.
- Tunnel Depth: 130 cm.
- Packed: 103 x 31 x 31 cm.
- Weight: 14.92 kg.

Optional Extras

- Inner tent
- Storm pole (x1)
- Comfort carpet
- Footprint
- Dive away kit
- Universal canopy pole kit
- Quest awning and tent light
- Quest serial LED light
- Travel Smart Windshield Pro



*All sizes and weights are approximate

Travel Smart Range Air Tents

Scan to watch me in action

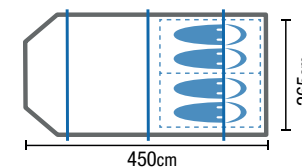
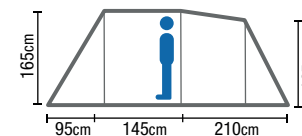


The Lyra is an excellent mid sized air tent, perfect for your first venture into air camping.

It features the excellent Air Erect System which ensures that the tent is extremely easy to use, erect and live with. The use of the 3 layered system means that this tent is durable, stable and easy to erect with each individual tube only taking around 10 pumps to inflate.

The tent comes complete with the inner tent so everything is there ready to go. You have a large roll up front canopy which can be used as a sun canopy with the addition of the optional canopy pole kit.

The tent can be erected by a single person in minutes and being so lightweight is extremely easy to carry and store when not in use.



Features

- Air Erect System
- Independent inflation points
- Hydrotech SL fabric
- Lightweight
- Quick and easy to erect
- Can be erected by one person
- Roll up and sun canopy front panel
- 3 Way side window
- Clear view windows
- Sewn in groundsheet
- Groundsheet door reveals
- Inner Tent
- Roll up side door
- Internal blinds
- Double action pump with auto cut off valve

Details

- Fabric: Hydrotech SL
- Groundsheet: PE Polyester
- Windows: Superclear Transparent Foil
- HH: 3000mm
- Width: 265 cm.
- Depth: 450 cm.
- Height: 165 - 195 cm.
- Packed: 73 x 33 x 22 cm.
- Weight: 11.5 kg.

Optional Extras

- Footprint
- Comfort carpet
- Quest awning and tent light
- Quest serial LED light
- Travel Smart Windshield Pro



*All sizes and weights are approximate

Travel Smart Range Air Awnings



Features

- Air Erect System
- Independent inflation points
- Hydrotech SL fabric
- Lightweight
- Quick and easy to erect
- Can be erected by one person
- Side door canopy
- Front door canopy
- Roll up and sun canopy front panel
- 3 Way side window
- Clear view windows
- Sewn in groundsheet
- Groundsheet door reveals
- Inner Tent
- Roll up full ventilation side door
- Internal blinds
- Double action pump with auto cut off valve

Details

- Fabric: Hydrotech SL
- Groundsheet: PE Polyester
- Windows: Superclear Transparent Foil
- HH: 3000mm
- Width: 265 cm.
- Depth: 450 cm.
- Height: 165 - 195 cm.
- Packed: 73 x 35 x 30 cm.
- Weight: 13.5 kg.

Optional Extras

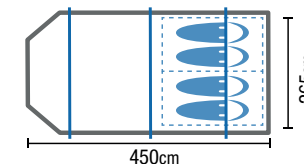
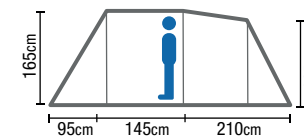
- Footprint
- Comfort carpet
- Quest awning and tent light
- Quest serial LED light
- Travel Smart Windshield Pro

The Orion is an excellent mid sized air tent, with a number of extra features you would not expect on a tent at this price.

It features the excellent Air Erect System which ensures that the tent is extremely easy to use, erect and live with. The use of the 3 layered system means that this tent is durable, stable and easy to erect with each individual tube only taking around 10 pumps to inflate.

The tent comes complete with the inner tent so everything is there ready to go. You have a large roll up front canopy which can be used as a sun canopy with the addition of the optional canopy pole kit.

The tent can be erected by a single person in minutes and being so lightweight is extremely easy to carry and store when not in use.



*All sizes and weights are approximate

Travel Smart Range Air Awnings



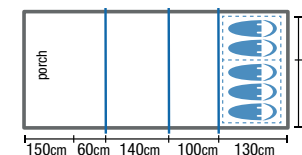
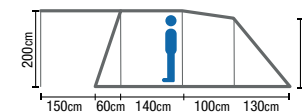
The Taurus is an excellent large family air tent.

It easily sleeps 5 in the included inner tent. It has built in ventilation and full ventilation doors to the front and side allowing the maximum of airflow on those hot days.

The tent uses the excellent Air Erect system, which means that the tent is extremely easy to inflate, with each tube only taking around 12 pumps to inflate.

The use of the Hydrotech SL fabric means that this tent is not only lightweight, but it packs away smaller and is fast drying.

These features make this an extremely easy tent to erect, take down, pack away and carry, all of which make it easier to enjoy and allow you more time to relax and enjoy your break.



Features

- Air Erect System
- Independent inflation points
- Hydrotech SL fabric
- Lightweight
- Quick and easy to erect
- Can be erected by one person
- Roll up full ventilation side door
- Side door canopy
- Roll up full ventilation front door
- Oversized front canopy
- 3 Way side window
- Clear view windows
- Sewn in groundsheet
- Groundsheet door reveals
- Inner Tent
- Internal blinds
- Double action pump with auto cut off valve

Details

- Fabric: Hydrotech SL
- Groundsheet: PE Polyester
- Windows: Superclear Transparent Foil
- HH: 3000mm
- Width: 325 cm.
- Depth: 580 cm.
- Height: 180 - 200 cm.
- Packed: 78 x 54 x 56 cm.
- Weight: 18 kg.

Optional Extras

- Footprint
- Comfort carpet
- Quest awning and tent light
- Quest serial LED light
- Travel Smart Windshield Pro



**All sizes and weights are approximate*



The quickest and easiest gazebo

Features

- Can be erected by one person in one minute
- Can be taken down by one person in one minute
- Easiest to use shelter on the market
- Only takes seconds to erect
- Extremely easy to use
- Designed to be erected by one person
- Strong and stable
- Nothing to assemble
- Nothing to tension
- Fully screened sides
- Sides stop the wind chill factor
- Cooler in the sun
- Warmer in the wind
- Fully screened double zipped door
- Includes storm straps for every side
- Extra pegging points on all sides
- Large pegs for all pegging points
- Waterproof roof
- Entire screen house fits into one bag
- Folds away in seconds
- Extremely easy to put into bag

Details

- Roof: 210D PU Coated Oxford Polyester
- Sides: Super fine mesh
- UV Rating: 50+
- Hydrostatic Head: 1000 mm
- Size: 244 x 244 x 210 cm*
- Packed: 167 x 16 x 16 cm*
- Total Weight: 14 kg*

Optional Extras

- Sidewall Blinds (pairs)
- Breathable flooring
- Quest awning and tent light
- Quest serial LED light

A multi-use gazebo screen house or event shelter, perfect for entertaining in the garden, away at events, a covered social area when camping, in fact the uses are almost limitless.

The Screen House uses a revolutionary new easy erect frame system that only takes seconds to erect. There is nothing to assemble, inflate, tension or adjust. All you do is simply unfold the frame and it springs into place.

There is nothing to adjust or lock into place. It is simplicity itself.

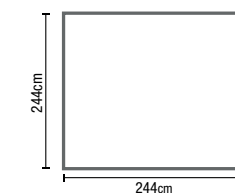
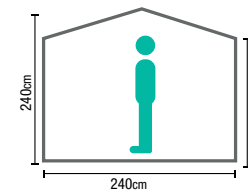
Perfect for adding extremely quick and easy protection from the elements whilst entertaining, eventing, camping and virtually any outdoor event.



Shown with optional side walls



Shown with optional side walls



*All sizes and weights are approximate

Scan to watch me in action



The quickest and easiest gazebo

Features

- Can be erected by one person in one minute
- Can be taken down by one person in one minute
- Easiest to use shelter on the market
- Only takes seconds to erect
- Extremely easy to use
- Designed to be erected by one person
- Strong and stable
- Nothing to assemble
- Nothing to tension
- Fully screened sides
- Sides stop the wind chill factor
- Cooler in the sun
- Warmer in the wind
- Fully screened double zipped door
- Includes storm straps for every side
- Extra pegging points on all sides
- Large pegs for all pegging points
- Waterproof roof
- Entire screen house fits into one bag
- Folds away in seconds
- Extremely easy to put into bag

Details

- Roof: 210D PU Coated Oxford Polyester
- Sides: Super fine mesh
- UV Rating: 50+
- Hydrostatic Head: 1000 mm
- Size: 360 x 360 cm*
- Packed: 185 x 18 x 18 cm*
- Total Weight: 18 kg*

Optional Extras

- Sidewall Blinds (pairs)
- Quest awning and tent light
- Quest serial LED light

A multi-use gazebo screen house or event shelter, perfect for entertaining in the garden, away at events, a covered social area when camping, in fact the uses are almost limitless.

The Screen House uses a revolutionary new easy erect frame system that only takes seconds to erect. There is nothing to assemble, inflate, tension or adjust. All you do is simply unfold the frame and it springs into place.

There is nothing to adjust or lock into place. It is simplicity itself.

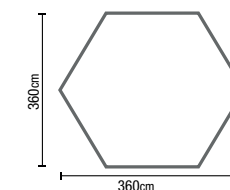
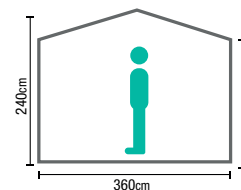
Perfect for adding extremely quick and easy protection from the elements whilst entertaining, eventing, camping and virtually any outdoor event.



Shown with optional side walls




Shown with optional side walls



*All sizes and weights are approximate

Performance Range Accessories

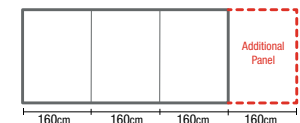


The Windshield Pro is a premium quality windbreak system that features a unique pole system that means no guy lines.

You no longer have guy lines in your way. The windshield pro can also be extended to any size you wish by adding extra panels, or even fitting two windshields together.

The unique frame system not only makes it easier to erect than products with guy lines but also makes the Windshield pro stronger and more stable than its guylined rivals.

The fact that there are no guy lines and the unique pole system means that you can use 100% of the space and you lose none to guy lines.



Features

- Premium quality
- Protection from the sun and wind
- Extendable to any size
- Lightweight
- Unique pole system means no guylines
- Easier to use than guyline versions
- Extremely sturdy and stable
- Use 100% of your space
- Floor plates for added stability
- Can be connected directly to a caravan
- Additional panels available
- Can be connected to another Windshield Pro
- Comes in its own premium carry case
- Extremely easy to carry and store
- Ground spikes in every vertical pole
- Comes complete with pegs and pegging elastics

Details

- Canvas: Hydrotech SP
- Windows: Superclear Transparent Foil
- Frame: Aluminium with oxidized frosting coating
- Sizes
- Windshield Pro
- Length: 480 cm (3 panels)*
- Height: 130 cm*
- Folded: 110 x 25 x 15 cm*
- Weight: 5.9 kg*

Optional Extras

- Additional panel
- Door panel

Additional Panel

- Length: 160 cm*
- Height: 130 cm*
- Folded: 110 x 15 x 10 cm*
- Weight: 2.2 kg*

Door Panel

- Length: 80 cm*
- Height: 130 cm*
- Folded: 110 x 8 x 8 cm*
- Weight: 1.8 kg*



*All sizes and weights are approximate



Travel Smart Range Accessories

Features

- Premium quality
- Protection from the sun and wind
- Extendable to any size
- Lightweight
- Unique pole system means no guylines
- Easier to use than guyline versions
- Extremely sturdy and stable
- Use 100% of your space
- Floor plates for added stability
- Can be connected directly to a caravan
- Additional panels available
- Can be connected to another Windshield Pro
- Comes in its own premium carry case
- Extremely easy to carry and store
- Ground spikes in every vertical pole
- Comes complete with pegs and pegging elastics

Details

- Canvas: Hydrotech SL
- Windows: Superclear Transparent Foil
- Frame: Aluminium with oxidized frosting coating
- Sizes
- Windshield Pro
- Length: 480 cm (3 panels)*
- Height: 130 cm*
- Folded: 110 x 25 x 15 cm*
- Weight: 5.9 kg*

Optional Extras

The Windshield Pro is a premium quality windbreak system that features a unique pole system that means no guy lines.

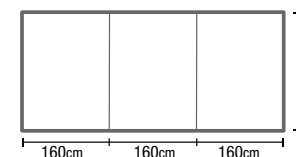
You no longer have guy lines in your way. The windshield pro can also be extended to any size you wish by adding extra panels, or even fitting two windshields together.

The unique frame system not only makes it easier to erect than products with guy lines but also makes the Windshield pro stronger and more stable than its guylined rivals.

The fact that there are no guylines and the unique pole system means that you can use 100% of the space and you lose none to guy lines.



Windshield pro show with additional panel



*All sizes and weights are approximate



Premium Accessories

Easy Air 390, Gemini and Carina

- Fits Easy Air 390, Gemini 390, Carina 350 and 420
- Breathable and inbuilt ventilation
- 2 Zipped doors and internal storage pockets
- Fits in seconds and sewn in groundsheet
- Size: 130 x 210 cm*

Aquila

- Fits Aquila 320
- Breathable and inbuilt ventilation
- Zipped door and internal storage pockets
- Fits in seconds and sewn in groundsheet
- Size: 210 x 130 cm*

Hydra

- Fits Hydra 300
- Breathable and inbuilt ventilation
- Zipped door and internal storage pockets
- Fits in seconds and sewn in groundsheet
- Size: 210 x 130 cm*

2 Berth Universal Inner Tent

- Breathable and inbuilt ventilation
- Can be fitted into the Easy Air 510
- Zipped door, fits in seconds and sewn in groundsheet
- Size: 205 x 135 cm*

3 Berth Universal Inner Tent

- Breathable and inbuilt ventilation
- Can be fitted into the Easy Air 510
- Zipped door, fits in seconds and sewn in groundsheet
- Size: 200 x 180 cm*

Inner tents are a great way to add extra functionality to your awning, canvas or gazebo. Inner tents add a second layer helping to keep away condensation and make sleeping much more enjoyable.

All our inner tents are made from breathable cotton material with fully sewn in PE groundsheets to add an extra layer of protection from the ground. They have fully zipped doors and most feature in built ventilation as well.

We also do three generic inner tents which can be used with a huge variety of awnings, tents, gazebos and more.

We have the 2 and 3 berth universal inner tent, the amazingly easy pop up inner tent and the purpose built under bed inner tent for folding campers.



Model Shown: Hydra



Model Shown: Aquila



Model Shown: Easy Air 390



Model Shown: Universal Inner Tent



Flooring

Flooring is the perfect companion to your awning or gazebo. We have bespoke flooring, carpet and footprint solutions for the majority of our products. By purchasing the original made to measure flooring for your awning, gazebo or shelter you ensure the best possible solution, fit and performance.

Poles and Clamps

Optional poles are a great idea for your awning. They can give you additional features (canopy poles), or added strength (storm poles) when the weather is bad. These poles are built to the same high standards that the awnings, gazebos and shelters are, and are made to fit the awnings perfectly.

Lighting

Lights are always a great addition to your awning or gazebo as they give you additional lighting when the night gets darker.

Pegs

It is a great idea to keep a stock of extra pegs for those that break or the ground requires different types of pegging. We stock all the different types you could ever want.

Breathable Matting

Breathable matting to ensure the maximum flexibility and avoids issues with various camp sites.

- Breathable • Lightweight • UV Resistant • Sewn edges
- Easy Cadet and Dorado : Size: 350 x 250 cm*
- Easy Air 390 and Gemini : Size: 230 x 390 cm*
- Carina 350 : Size: 255 x 320 cm*
- Carina 420 : Size: 280 x 420 cm*
- Screen House 4 : Size: 240 x 240 cm*

Comfort Carpet

Carpet for your awning or tent goes inside and gives you a luxurious soft and comfortable flooring.

- Comfortable • Supersoft upper fabric • Lightweight
- Aquila : Size: 315 x 220 cm*
- Hydra : Size: 290 x 230 cm*
- Lyra and Orion : Size: 260 x 255 cm*
- Taurus : Size: 340 x 200 cm*

Footprints

Perfect for putting down beneath your tent. Helps your tent stay dry and clean.

- Lyra and Orion : Size: 265 x 450 cm*
- Taurus : Size: 325 x 430 cm*
- Aquila : Size: 320 x 320 cm*
- Hydra : Size: 280 x 300 cm*

Optional Poles and Clamps

- Universal canopy pole set
- Cadet & Dorado roof storm pole kit
- Easy air 510, Gemini and Hydra storm pole
- Rollout rear pad and pole kit
- Cadet rear pad and pole kit
- Universal rear pole set (Pair)
- Windlock veranda bar (220 - 355cm*)
- Windlock roof bar (220 - 300cm*)
- 25mm Windlock clamp
- 22mm Windlock clamp

Lights

- Serial LED Light

This is an excellent LED light that can be hung inside your awning/tent/gazebo. It runs from a standard 240v plug and comes with 5M of cable. This light has the additional benefit of being able to connect to another serial LED light allowing you to daisy chain up to 3 lights together.

- Awning and Camping Light

Light specifically designed for awnings and tents. It has connectors for use with poles and a hook for use in a tent. Comes complete with an extra long mains cable to make it easy to use wherever you need it.

Pegs

- Spiral 40cm Screw Stake : A solid steel spiral screw. Easy to use and provides you with a secure staking point that you can tie your dog to whether you are out having a picnic or even in your own garden.
- Solid Steel Anchor : A solid steel U shaped anchor. Extremely strong anchor point and is excellent where you need maximum anchorage.
- Red Top Screw Pegs : A solid steel screw peg. The peg can be screwed into a large majority of ground types and provides a great anchor point.
- Red Solid Plastic Pegs : A strong plastic peg. Easy to drive into the ground due to the cross section shaft. Complete with dual hook points. Ideal replacement for the majority of awning and tent pegs.
- Glow in the Dark Solid Metal Pegs : A solid metal peg with high visibility. This peg is easy to use and can be used in a large majority of grounds (even some hard grounds such as tarmac) due to the high quality strong solid shaft.
- High Visibility Groundsheet Pegs : Ideal for groundsheet and matting, Very easy to use and complete with a peg extractor point in the top to allow easy removal.
- Black Topped Screw Pegs : A solid steel screw peg. Easy to use and provides a strong anchor point. The peg can be screwed into a large majority of ground types and provides a great anchor point. Features an easy to hold black hand grip top.

www.questleisure.com

For a full list of items we do please see our public website www.questleisure.com. Not only can you view all of our items, along with their full details you'll also be able to view videos on various products and find your local retailer.

Local Retailer

Use the retailers section on our website to find your local retailer. Simply put your postcode or location and tell it what you want.



Product Details

Use the products section on our website to find full details on all of our products.



Videos

We have a number of helpful videos and how to erect awnings and more. Check out our website to find them.

