



**Welcome**  
*to the great outdoors*

**155102B** SuperLite Stow

• Full item instructions and extended details •




# Thank you

for purchasing this product. At Quest we take every care to ensure that the product fulfils your expectations. We hope you enjoy using this product

## General Use

Failure to follow the general use instructions below could lead to damage to the product or injury to your person. Always read and follow these instructions when using the product.

- Always ensure that the legs are locked in position before using the table.
- Always ensure all legs remain in contact with the ground and take extra care when using the table on uneven ground as this can lead the table to move about.
- Children should always be under direct adult supervision when using this product and must not be allowed to operate any folding or adjustable mechanisms.
- Keep hands away from folding parts to prevent entrapment. Take care when opening, closing and or adjusting this product.
- Do not force the product at any time, the product will fold away without the need for undue force.
- Do not leave outside in severe weather conditions.
- Please retain all information for further reference



### Quest manual download site

The quest manual download site can be found at the url below or the QR code to the left

<http://www.questleisure.com/manuals>.

# Storage , Care and Cleaning

Details on how to look after your product.

## Storage

To help keep your product looking newer for longer and prolong the life and use of the product, we recommend that the product is covered when not in use.

If the product is not going to be used for an extended period (such as a winter period) we recommend that it is carefully folded away and stored in a clean, dry and free from damp location.

## Care and Cleaning Instructions

Never use and harsh or abrasive cleaners or brushes when cleaning this product as the frame and table top may be damaged when doing so.

Never fold and put the product away when wet as this can trap water in the product, which can lead to mould, mildew or weather damage build up. If it is put away wet, then it should be opened up within a day and left to dry before storing away.

- **TableTop** : We recommend using warm soapy water to clean the table top down. Before you clean it, you can brush dried dirt off with a soft brush. Once this has been done clean down with a damp cloth using warm soapy water. After it has been cleaned, rinse with a damp cloth and clean water to make sure there's no soap left on the product. Once cleaned dry with a towel or soft cloth afterwards
- **Frame** : First allow any dirt to dry and brush with a soft brush to remove loose dirt. Once this is done wipe the frame down with warm soapy water and a soft cloth. Once cleaned allow to dry naturally before storing away.

# Folding and Unfolding

Details on how to use your product.

## Unfolding the table

- First un-clip the locks on the end of the table holding it packed away as shown in image 1.
- Then unfold the table fully and use the two locks on sides of the table to lock the table top open as shown in image 2.
- Turn the table upside down to give easy access to the legs. Unfold the legs and ensure the legs are locked using the corner leg locks as shown in image 3.
- Now you can extend each leg to the desired length. Ensure that the leg is locked in place by the pin coming through the hole in the leg, thus locking it in place. As shown in image 4
- The table should now be ready to use as shown in image 5

## Folding the table away

- Turn the table upside down to make it easier to access the legs.
- Lower the legs to the lowest position possible by pushing the pins on each leg (as shown in image 4) in and pushing the lower section of the legs down into the top.
- Fold the legs into the table, by first unlocked each corner leg lock (as shown in image 3).
- Once the legs have been folded away, un-clip the two table top locks on either side of the table (as shown in image 2).
- Now fold the table top in half and it will form a case. Lock this in position with the locks on the end of the table (as shown in image 1).



# Folding and Unfolding

Details on how to use your product.




image 1




image 2




image 3




image 4



image 5

## Hang Tag Artwork

Below is a copy of the hang tag that came with your product. This is just for your reference and you should still keep the original that came with your product.





# Warranty

Details on the warranty that comes with your product.

**Warranty :** 12 Months (1 Year) warranty.

## Warranty Claim

- In the unlikely event of a warranty claim, you must contact your retailer.
- Take the product to your retailer that you purchased it from along with your proof of purchase and explain the issue with the retailer.
- The retailer will then check the product and get in touch with the wholesaler or manufacturer.
- The retailer will keep you informed of the progress of the claim.
- The wholesaler or manufacturer will not (unless under special circumstances) get in touch with you as all information will be passed back directly to the retailer.

## Warranty Information

- This product comes with a full 12 month manufacturers defect warranty and covers any manufacturers defects for one (1) year from the date of the original purchase. It does not cover any damage occurred though:
  - The product falling, being dropped, scratched or damaged in any way.
  - The product has been technically changed by the owner or another third party
  - Improper use of the product.
  - Normal wear and tear - which includes (but is not limited to): colour fading, wearing, stretching.
  - Weather damage - which includes (but is not limited to) U.V. degradation and colour changing.
- The affected part will be replaced or repaired (manufacturers option) if they are found to be defective within the one (1) year time frame.
- The warranty will be void if the product has been subject to neglect, misuse, improper installation, misapplication, alteration or accident including, but not limited to, improper installation, maintenance or use of unauthorised parts or attachments.
- Damage caused by not following the instruction manual in full will invalidate the warranty, if this results in consequential damages, Quest will not be liable for these damages or any costs incurred due to these damages.
- Quest will not be liable for material damage or personal injury caused by improper use or if the safety instructions are not properly executed in full.
- All claims must be made through the retailer you purchased the product from and not direct with the wholesaler or manufacturer.
- Warranty claims cannot be honoured without an original dated receipt and or proof of purchase.
- By executing repairs the original warranty period of one (1) year will not be extended, nor the right to a complied new warranty. This warranty is only legal on European soil.
- This warranty does not overrule the European directive 2011/83/EU.
- This product may not be amended or changed.



# RANGE FEATURES

**The Quest SuperLite range is an extremely lightweight range of tables.**

This range is all light weight. They are made to be as light as possible making them extremely easy to hold and carry.

## Light Weight Frames

The frames are designed to be as light weight as possible. All of the tables (except the Stow) use a light weight powder coated steel frame that gives an excellent balance between weight and strength. The use of steel allows us to get the required strength with a thinner frame to help keep the weight down. The Stow table uses an all aluminium frame which gives it both strength and low weight thanks to its natural properties.

## Fold Away and Carry Away

All the items in the range fold away to a flat, small pack size and have carry handles on them to make it extremely easy to carry them around making moving and storing them nice and easy.

## Weather Resistance

All the items have a shower proof table top. This helps protect the table top if it is caught in a shower, giving you time to get the table in when it rains. It also helps protect the table top from spills when in use. The Stow table has further weather resistance thanks to its aluminium frame which is naturally weather proof. All the tables also have a powder coating on the frame to not only make the table look great but also add extra weather resistance and protection from the elements.

## Style

The table top features a black wood effect finish which elevates the look of the table and gives the top an excellent finish. The frame is also powder coated to compliment the table top which finishes the look of the SuperLite range and gives it a professional , sleek finish.





**Cat No** 155102B

## SuperLite Stow

An aluminium frame keeps the weight down, whilst the fact that the table top folds in half makes this an extremely small pack size and extremely easy to carry and move around.

Once packed away into its own carry case the handle on the end makes it extremely easy to carry around. The table can also be used at two different heights.

Table top size : 120 x 60 cm.

Table Heights : 53 cm. and 72 cm.



**Cat No** 155103B

## SuperLite Shipston

A classic fold away table, quick easy and extremely lightweight. Once folded away the handle on the side makes it extremely easy to carry around.

Stability corner leg joints help make the table sit better and gives it better overall stability.

The table top size is 49 x 72 cm.

Table Height : 62 cm.





**Cat No** 155104B

## SuperLite Burford

The larger cousin of the Shipston, a classic fold away table, quick easy and extremely lightweight. Once folded away the handle on the side makes it extremely easy to carry around.

Stability corner leg joints help make the table sit better and gives it better overall stability.

The table top size is 60 x 80 cm.

Table Height: 68 cm.



**Cat No** 155105B

## SuperLite Witney

The low table in the range. The lower table top is perfect when used with lower changes, loungers and the like. Not only is the table low but the table top folds in half as well making this an extremely small pack size.

Once packed away into its own carry case the handle on the end makes it extremely easy to carry around. The table can also be used at two different heights.

Table top size : 40 x 60 cm.

Table height : 23 cm.



# Accessories

A few little extras to add to your product.



**Cat No** 124900

**Quest Elite® furniture bag**

- New improved colour and more durable material
- Premium quality
- Complete with its own carry bag
- Can fit multiple chairs in one bag • Universal use
- Fabric: 600D Fabric • Size: 67 x 18 x 113 cm
- Weight: 1.1 kg

**Cat No** 118914DP

**Clamp on sun shade**

- Adjustable position • U.V. protection
- Universal use • Anti glare • Can be used on chairs, tables, prams, push chairs and more
- Canopy radius: 68.5 cm • Height: 105 cm
- Folded size: 7 x 7 x 94 cm
- Weight: 0.3 kg.



## Accessories

A few little extras to add to your product.



Cat No 100029

### Table Clips

These are excellent, multi-use items. They were designed to be used as cup holders, but have ended up being used for so much more. They give you a cup holder that not only holds your drink steady, but also holds a tablecloth on the table. 5 Different colours are available making it easier to distinguish different people's drinks as well. They are also used as oversized paperclip hangers and more.



Cat No 100029

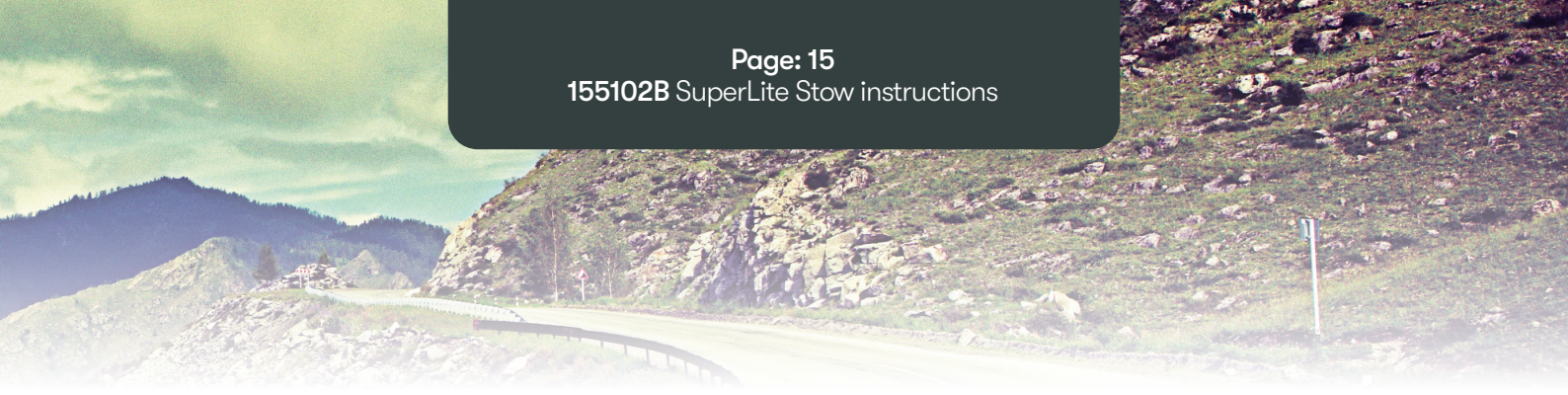
### Atlas Carry Cart

The Atlas carry cart is perfect for loading your tent, awning or furniture in, making it nice and easy to take wherever you want.

It is also strong enough to hold two children, allowing it to be used as a carry cart for them also.

It folds away in seconds to a smaller pack size to make it easier to store away when not in use.





# Welcome

*to the great outdoors*

[www.questleisure.com](http://www.questleisure.com)



[twitter.com/questleisure](https://twitter.com/questleisure)



[facebook.com/questleisure](https://facebook.com/questleisure)



[youtube.com/questleisure](https://youtube.com/questleisure)