



Welcome
to your instructions

SP2081 : Versailles folding balcony set

SP2081 : Versailles folding balcony set full instructions

Thank you for purchasing this product. At Quest we take every care to ensure that the product fulfils your expectations. We hope you enjoy using this product.

General Use




Take extra care when unfolding the table as failure to do so can lead to the table falling over when being unfolded.

Failure to follow the general use instructions below could lead to damage to the chair or injury to your person. Always read and follow these instructions when using the product.

- Ensure the chairs and table are fully unfolded and the table is locked into position before use.
- Always ensure all legs remain in contact with the ground and take extra care when using the set on uneven ground as this can lead the chairs and table to move about.
- Children should always be under direct adult supervision when using this product and must not be allowed to operate any folding mechanisms.
- Keep hands away from folding parts to prevent entrapment. Take care when opening, closing and or adjusting this product..
- Do not force the product at any time, the product will fold away without the need for undue force.
- Do not leave outside in severe weather conditions.
- Please retain all information for further reference

Quest manual download site

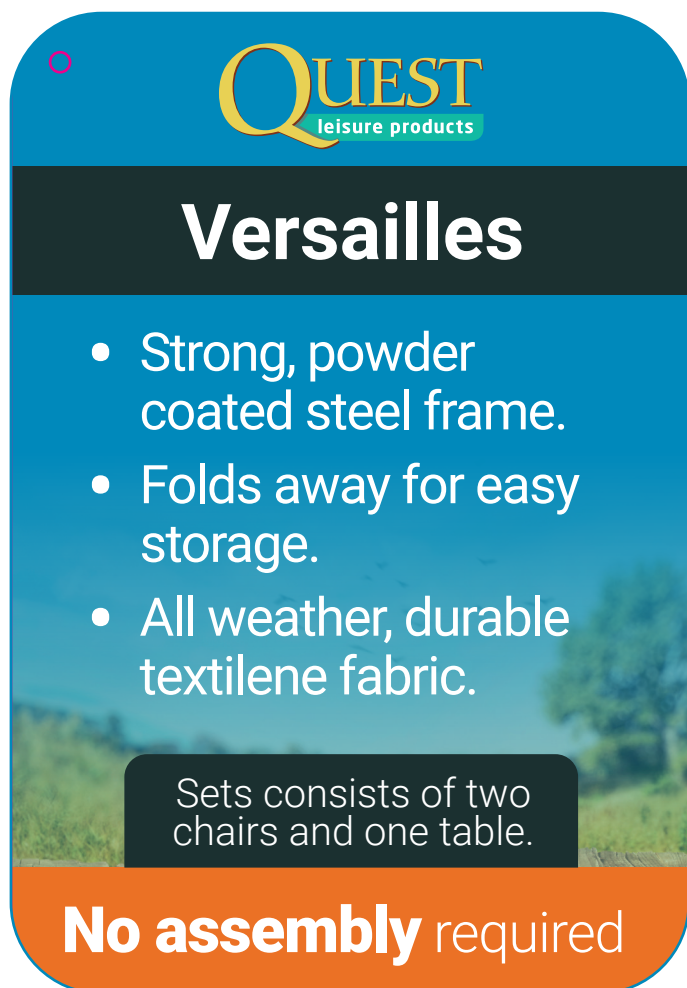
The quest manual download site can be found at the url or the QR code below



<http://www.questleisure.com/manuals>.

SP2081 : Versailles folding balcony set full instructions

Hang Tag Artwork : Below is a copy of the hang tag that came with your product. This is just for your reference and you should still keep the original that came with your product.



SP2081 : Versailles folding balcony set full instructions

Folding and Unfolding - Chairs

1. To unfold the chair, first take it out of the box and stand it upright with the legs (as shown in image 1 below) on the floor.
2. Place one hand on each side of the chair (as shown in image 1 below) and push away from each other. The chair will open up to approximately 80% of its width.
3. Then place one hand on each side of the seat (as shown in image 1 below) and push down. The seat will 'pop'/'spring' into place when it has been pushed down far enough. Once done the seat will stay fully stretched and fully flat.
4. The chair is now ready to use.

Folding and Unfolding - Table


1. To unfold the table, first take it out of the box and stand it upright with the legs (as shown in image 2 below) on the floor and the shelf pointing up.
2. With one hand on the shelf (as shown in image 2 below) to steady the table, unfold the tabletop (as shown in image 2 below) with your other hand.

IMPORTANT : Please take care here as the table will be unsteady and could topple over before the tabletop legs are in position.

3. Whilst holding the tabletop in position with one hand, use the other to pull the table leg (as shown in image 2 below) out into position. Once in position it will sit on the floor and support the tabletop.

Ensure that the leg is in place before letting go of the tabletop.

4. Now the leg is in position and supporting the tabletop, simply lock each corner of the tabletop in position by pushing the locking arms (as shown in image 2 below) into place. There are four arms (one in each corner). The arm is locked once the joint has been pushed into a straight line.



Chair unfolding and folding image

1. Chair arms (as used in, step 2 above)
2. Seat sides (as used in, step 3 above)
3. Chair legs (as used in, step 1 above)

Image 1

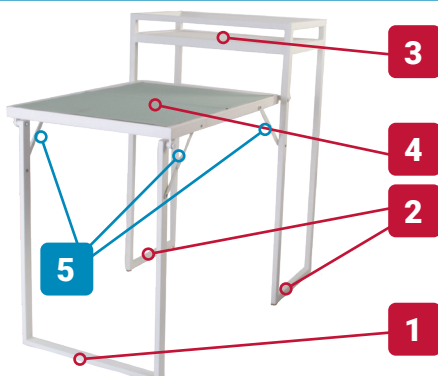


Table unfolding and folding image

1. Tabletop leg (as used in step 1 above)
2. Table legs (as used in step 3 above)
3. Shelf (as used in step 2 above)
4. Tabletop (as used in step 2 above)
5. Tabletop locks (as used in step 4 above)

Image 2

SP2081 : Versailles folding balcony set full instructions

Storage

To help keep your product looking newer for longer and prolong the life and use of the product, we recommend that the product is covered when not in use.

If the product is not going to be used for an extended period (such as a winter period) we recommend that it is carefully folded away and stored in a clean, dry and free from damp location.

Care and Cleaning Instructions

Never use and harsh or abrasive cleaners or brushes when cleaning this product as the frame and fabric may be damaged when doing so.

Never fold and put the product away when wet as this can trap water in the product, which can lead to mould and mildew build up.

- **Fabric** : We recommend using a dedicated textilene cleaner for the fabric, if one is not available simply warm soapy water. After it has been cleaned, rinse with clean water to make sure there's no soap or cleaner left on the fabric. Once rinsed allow the product to dry naturally before folding away and storing.
- **Frame** : First allow any dirt to dry and brush with a soft brush to remove loose dirt. Once this is done wipe the frame down with warm soapy water and a soft cloth. Once cleaned allow to dry naturally before storing away.

SP2081 : Versailles folding balcony set full instructions

Warranty : 12 Months (1 Year) warranty.

Warranty Claim

- In the unlikely event of a warranty claim, you must contact your retailer.
- If you have not registered your product, first fill out the registration form overleaf and take this with you when you go to your retailer.
- Take the product to your retailer that you purchased it from along with your proof of purchase and explain the issue with the retailer.
- The retailer will then check the product and get in touch with the wholesaler or manufacturer.
- The retailer will keep you informed of the progress of the claim.
- The wholesaler or manufacturer will not (unless under special circumstances) get in touch with you as all information will be passed back directly to the retailer.

Warranty Information

- This product comes with a full 12 month manufacturers defect warranty and covers any manufacturers defects for one (1) year from the date of the original purchase. It does not cover any damage occurred though:
 - The product falling, being dropped, scratched or damaged in any way.
 - The product has been technically changed by the owner or another third party
 - Improper use of the product.
 - Normal wear and tear - which includes (but is not limited to): colour fading, wearing, stretching.
 - Weather damage - which includes (but is not limited to) U.V. degradation and colour changing.
- The affected part will be replaced or repaired (manufacturers option) if they are found to be defective within the one (1) year time frame.
- The warranty will be void if the product has been subject to neglect, misuse, improper installation, misapplication, alteration or accident including, but not limited to, improper installation, maintenance or use of unauthorised parts or attachments.
- Damage caused by not following the instruction manual in full will invalidate the warranty, if this results in consequential damages, Quest will not be liable for these damages or any costs incurred due to these damages.
- Quest will not be liable for material damage or personal injury caused by improper use or if the safety instructions are not properly executed in full.
- All claims must be made through the retailer you purchased the product from and not direct with the wholesaler or manufacturer.
- Warranty claims cannot be honoured without an original dated receipt and or proof of purchase.
- By executing repairs the original warranty period of one (1) year will not be extended, nor the right to a complied new warranty. This warranty is only legal on European soil.
- This warranty does not overrule the European directive 2011/83/EU.
- This product may not be amended or changed.

SP2081 : Versailles folding balcony set full instructions

*This product is part of the **Quest** garden range of furniture. This range includes the following items that are matched with your product.*



Cat No SP2081

Versailles folding balcony set

- Powder coated steel frame • All weather textilene fabric • Folds away for easy storage
- Non-slip rubber feet and floor protectors • Seat weight: 6 kg. • Table weight: 12.85 kg.
- Chair size: 55 x 50 x 84 cm.. • Chair folded: 14 x 50 x 84 cm. • Seat height: 46. • Seat width: 46 cm.
- Table size: 60 x 102 x 95 cm.. • Chair folded: 60 x 34 x 95 cm.

SP2081 : Versailles folding balcony set full instructions

*This product is part of the **Quest** garden range of furniture. This range includes the following items that are matched with your product.*



Cat No F1326

Naples pro swing

- Strong, stable and durable electro plated steel frame • Extreme padded Q-tex 2D mesh
- UV Coated for added protection • Seat height: 55 cm.
- Seat width: 55 cm (each) : 153 cm (total). • Size: 195 x 125 x 170 cm.
- Max load: 210 (70 per seat) kg.

SP2081 : Versailles folding balcony set full instructions

*This product is part of the **Quest** garden range of furniture. This range includes the following items that are matched with your product.*



All weather
Aluminium
frame

Exclusive
All weather
fabric

Exclusive
slide-out
tables



Q-Tex 2D mesh

Breathable, cushioned, durability
and quick dry


Cat No F1327

Naples pro bench

- Electro plated aluminium frame • All weather Q-tex 2D mesh • Folds flat • Double slide out side tables
- Seat height: 43cm. • Seat width: 105cm. • Size: 167 x 64 x 96cm. • Folded: 117 x 103 x 17cm.
- Weight: 10.4 kg • Max load: 200 (100 per seat) kg.

SP2081 : Versailles folding balcony set full instructions

*This product is part of the **Quest** garden range of furniture. This range includes the following items that are matched with your product.*



Cat No SP2004

Fruit design parasol and beach umbrella

- 2 fruit designs (kiwi and watermelon) • Powder coated steel pole • Adjustable height • Adjustable tilt.
- Diameter: 180 cm. • Height: 130 - 180 cm. • Packed: 103 x 7 x 7 cm. • Weight: 2 kg.

SP2081 : Versailles folding balcony set full instructions

*This product is part of the **Quest** garden range of furniture. This range includes the following items that are matched with your product.*



Cat No SP2076 (medium - green) , 2075 (large - grey)

Parasol bases

- Can be sand or water filled • All weather high quality ABS plastic • Adjustable pole lock
- **Medium:** • Size : 34 x 34 x 18 cm. • Pole diameter: 19 - 28 mm.
- **Large:** • Size : 44 x 44 x 14 cm. • Pole diameter: 19 - 32/38 mm.



...outdoor leisure, home & garden



www.twitter.com/questleisure



www.facebook.com/questleisure



www.youtube.com/questleisure

Email: info@questleisure.com • **Web:** www.questleisure.com